

ACCESSORIES



AS0587	Ladder Rack.
KX0602	Mesh Side Kit.
1 KS0204	Lashing Lugs. One pair of lashing lugs, backing plates and fittings.
2 KX0201	Recessed lashing Ring Kit. One lashing ring and backing plate & fittings.
KX5100	Knife Edge Kit. Bolt on addition for the ramp.

CHASSIS & BODY PARTS



AS0550	Drawbar.
3 C10625	Front Drawbar Attachment Bracket. Right hand.
C10626	Front Drawbar Attachment Bracket. Left hand.
AS0970	Suspension Cross Member Set.
C10550	Side Panel. Right hand.
C10551	Side Panel. Left hand.
C10554	Front Panel.
4 C10560	Front Corner Bracket.
5 C10567	Front Corner Bracket.
6 C20550	Front Corner Socket.
7 C10635	Side Brace Fixing Bracket. Right hand.
C10636	Side Brace Fixing Bracket. Left hand.
8 C10762	Rear Light Bracket. Right hand.
C10763	Rear Light Bracket. Left hand.
9 C10559	Rear Cross Member.
10 C10614	Rear Cross Member Brace. Right hand.
C10615	Rear Cross Member Brace. Left hand.
11 C10622	Load Lashing Bracket.
C04667	Rope Hook.

MUDGUARDS



C10555	Mudguard. Right hand.
C10556	Mudguard. Left hand.
12 C10557	Mudguard Cone. Right hand.
C10558	Mudguard Cone. Left hand.
13 C10564	Mudguard Joining Plate.
14 C10565	Mudguard Side Jointing Plate.
15 C12980	Spray Guard. Right hand.
C12981	Spray Guard. Left hand.
16 C72614	Rainflap.
17 P1385	Anti-Slip Cleat.

BUCKET REST

18 C10355	Bucket Rest Platform.
C10360	Bucket Rest Support. Right hand.
C10361	Bucket Rest Support. Left hand.






RAMP & SKID INSTALLATION










KS5150	Standard Ramp Kit. Includes adjustable legs, corner pillars, hinges, gas strut and brackets, and ramp fasteners.
KS5150/6	6' Ramp Kit. Includes adjustable legs, corner pillars, ramp stays, hinges, gas strut and brackets, and ramp fasteners.
KS5110	Skid Installation Kit. Includes corner pillars, hinges and ramp fasteners.
KS5110/6	Skid Installation Kit 6'. Includes corner pillars, hinges and ramp fasteners.
19 AS0096	Adjustable Leg. Compatible with the ramp kit.
20 AS0558	Ramp Hinge Tube. Compatible with the ramp kit.
AS0568	Ramp Hinge Pivot Bracket. Right hand. Compatible with the ramp and skid kits.
21 AS0569	Ramp Hinge Pivot Bracket. Left hand. Compatible with the ramp and skid kits.
22 AS0623	Ramp Hinge Bracket. Compatible with the skid kit.
C29418-01725	Hinge Rod. Compatible with the skid kits.
23 AS0598	Gas Strut Bracket. Top, compatible with the ramp kit.
24 C10640	Gas Strut Bracket. Bottom, compatible with the ramp kit.
25 C10707	Rear Corner Pillar. Compatible with the ramp and skid kits.
26 C30709	Ramp Fastener Handle. M14. Left hand. Compatible with the ramp and skid kits.
27 P10885	Ramp Fastener Eye Bolt. M14. Left hand. Compatible with the ramp and skid kits.
28 P1191	Gas Spring. Compatible with the ramp kit.



ACCESSORIES

	AS0589	Ladder Rack.
	KX0607	Mesh Side Kit. GX85.
	KX0605	Mesh Side Kit. GX105.
	KS0204	Lashing Lugs. One pair of lashing lugs, backing plates and fittings.
	KX0201	Recessed lashing Ring Kit. One lashing ring and backing plate & fittings.
	KX5105	Knife Edge Kit. Bolt on addition for the ramp.

CHASSIS & BODY PARTS

	AS0540	Drawbar. GX85.
	AS0570	Drawbar. GX105.
	AS0608	Cross Member Weld Assembly. GX105.
	C10950	Front Drawbar Attachment Bracket. Right hand.
	C10951	Front Drawbar Attachment Bracket. Left hand.
	AS0974	Suspension Cross Member Set. GX85.
	AS0975	Suspension Cross Member Set. GX105.
	C10550	Side Panel. Right hand, GX85.
	C10580	Side Panel. Right hand, GX105.
	C10551	Side Panel. Left hand, GX85.
	C10581	Side Panel. Left hand, GX105.
	C10945	Front Panel.
	C10560	Front Corner Bracket.
	C10567	Front Corner Bracket.
	C20550	Front Corner Socket.
	C10635	Side Brace Fixing Bracket. Right hand.
	C10636	Side Brace Fixing Bracket. Left hand.
	C10762	Rear Light Bracket. Right hand.
	C10763	Rear Light Bracket. Left hand.
	C10946	Rear Cross Member.
	C10614	Rear Cross Member Brace. Right hand.
	C10615	Rear Cross Member Brace. Left hand.
	C10622	Load Lashing Bracket.
	C04667	Rope Hook.







BUCKET REST

C10952	Bucket Rest Platform.
C10953	Bucket Rest Support. Right hand.
C10954	Bucket Rest Support. Left hand.

MUDGUARDS

C10555	Mudguard. Right hand. GX85.
C10976	Mudguard. Right hand. GX105.
C10556	Mudguard. Left hand. GX85.
C10977	Mudguard. Left hand. GX105.
C10557	Mudguard Cone. Right hand.
C10558	Mudguard Cone. Left hand.
C10564	Mudguard Joining Plate.
C10565	Mudguard Side Jointing Plate.
C12980	Spray Guard. Right hand.
C12981	Spray Guard. Left hand.
C72614	Rainflap.
P1385	Anti-Slip Cleat.



RAMP & SKID INSTALLATION


	KS5160	Standard Ramp Kit. Includes adjustable legs, corner pillars, hinges, gas strut and brackets, and ramp fasteners. GX85, GX105.
	KS5160/6	6' Ramp Kit. Includes adjustable legs, corner pillars, ramp stays, hinges, gas strut and brackets, and ramp fasteners. GX85, GX105.
	KS5116	Skid Installation Kit. Includes corner pillars, hinges and ramp fasteners. GX85, GX105.
	KS5117	Skid Installation Kit. Includes corner pillars, hinges and ramp fasteners. GX105HD.
	KS5116/6	Skid Installation Kit 6'. Includes corner pillars, hinges and ramp fasteners. GX85, GX105.
	KS5117/6	Skid Installation Kit 6'. Includes corner pillars, hinges and ramp fasteners. GX105HD.
	AS0096	Adjustable Leg. Compatible with the ramp kits.
	AS0558	Ramp Hinge Tube. Compatible with the ramp kit.
	AS0568	Ramp Hinge Pivot Bracket. Right hand. Compatible with the ramp and skid kits.
	AS0569	Ramp Hinge Pivot Bracket. Left hand. Compatible with the ramp and skid kits.
	AS0623	Ramp Hinge Bracket. Compatible with the skid kit.
	C29418-02050	Hinge Rod. Compatible with the skid kits.
	AS0598	Gas Strut Bracket. Top, compatible with the ramp kit
	C10640	Gas Strut Bracket. Bottom, compatible with the ramp kit.
	C10707	Rear Corner Pillar. Compatible with the ramp and skid kits.
	C30709	Ramp Fastener Handle. M14. Left hand. Compatible with the ramp and skid kits.
	P10885	Ramp Fastener Eye Bolt. M14. Left hand. Compatible with the ramp and skid kits.
	P1191	Gas Spring. Compatible with the ramp kit.







GX106 with skids and integrated rear supports

ACCESSORIES

	AS0591	Ladder Rack.
	KX0603	Mesh Side Kit.
	KS0204	Lashing Lugs. One pair of lashing lugs, backing plates and fittings.
	KX0201	Recessed lashing Ring Kit. One lashing ring and backing plate & fittings.
	KX5115	Knife Edge Kit. Bolt on addition for the ramp.



CHASSIS & BODY PARTS

	AS0570	Drawbar.
	AS0573	Side Reinforcing Bracket.
	AS0571	Cross Member Weld Assembly. 2 per trailer.
	C10625	Front Drawbar Attachment Bracket. Right hand.
	C10626	Front Drawbar Attachment Bracket. Left hand.
	AS0980	Suspension Cross Member Set.
	C10580	Side Panel. Right hand.
	C10581	Side Panel. Left hand.
	C10585	Front Panel.
	C10560	Front Corner Bracket.
	C10567	Front Corner Bracket.
	C20550	Front Corner Socket.
	C10635	Side Brace Fixing Bracket. Right hand.
	C10636	Side Brace Fixing Bracket. Left hand.
	C10764	Rear Light Bracket. Right hand.
	C10765	Rear Light Bracket. Left hand.
	C10602	Rear Cross Member.
	C10614	Rear Cross Member Brace. Right hand.
	C10615	Rear Cross Member Brace. Left hand.
	C10622	Load Lashing Bracket.
	C04667	Rope Hook.

BUCKET REST

C10359	Bucket Rest Platform.
C10627	Bucket Rest Support. Right hand.
C10628	Bucket Rest Support. Left hand.

MUDGUARDS

C10565	Mudguard. Side Jointing Plate.
C10586	Mudguard. Right hand.
C10587	Mudguard. Left hand.
C10588	Mudguard Cone. Right hand.
C10589	Mudguard Cone. Left hand.
C10601	Mudguard. Joining Plate.
C12982	Spray Guard. Right hand.
C12983	Spray Guard. Left hand.
C72615	Rainflap.
P1385	Anti-Slip Cleat.





RAMP & SKID INSTALLATION

KS5180	Standard Ramp Kit. Includes adjustable legs, corner pillars, hinges, gas strut and brackets, and ramp fasteners.
KS5180/6	6' Ramp Kit. Includes adjustable legs, corner pillars, ramp stays, hinges, gas strut and brackets, and ramp fasteners.
KS5110	Skid Installation Kit. Includes corner pillars, hinges and ramp fasteners.
KS5110/6	Skid Installation Kit 6'. Includes corner pillars, hinges and ramp fasteners.
AS0096	Adjustable Leg. Compatible with the ramp kits.
AS0558	Ramp Hinge Tube. Compatible with the ramp kit.
AS0579	Ramp Hinge Pivot Bracket. Right hand. Compatible with the ramp and skid kits.
AS0580	Ramp Hinge Pivot Bracket. Left hand. Compatible with the ramp and skid kits.
AS0623	Ramp Hinge Bracket. Compatible with the skid kit.
C29418-02250	Hinge Rod. Compatible with the skid kits.
AS0598	Gas Strut Bracket. Top, compatible with the ramp kit.
C10640	Gas Strut Bracket. Bottom, compatible with the ramp kit.
C10707	Rear Corner Pillar. Compatible with the ramp and skid kits.
C30709	Ramp Fastener Handle. M14. Left hand. Compatible with the ramp and skid kits.
P10885	Ramp Fastener Eye Bolt. M14. Left hand. Compatible with the ramp and skid kits.
P1191	Gas Spring. Compatible with the ramp kit.











GX126 tri axle with ramp

ACCESSORIES

	AS0589	Ladder Rack. GX125HD.
	AS0591	Ladder Rack. GX126.
	KX0608	Mesh Side Kit. GX125HD
	KX0606	Mesh Side Kit. GX126.
	KS0204	Lashing Lugs. One pair of lashing lugs, backing plates and fittings.
	KX0201	Recessed lashing Ring Kit. One lashing ring and backing plate & fittings.
	KX5115	Knife Edge Kit. Bolt on addition for the ramp.

CHASSIS & BODY PARTS

	AS0570	Drawbar.
	C10950	Front Drawbar Attachment Bracket. Right hand. GX125HD.
	C10625	Front Drawbar Attachment Bracket. Right hand. GX126.
	C10951	Front Drawbar Attachment Bracket. Left hand. GX125HD.
	C10626	Front Drawbar Attachment Bracket. Left hand. GX106.
	AS0608	Cross Member Weld Assenbly. GX125HD.
	AS0571	Cross Member Weld Assenbly. GX126.
	AS0573	Side Reinforcing Bracket. GX126.
	AS0609	Drawbar Attachment Cross Member. GX126.
	AS0622	Side Reinforcing Bracket. GX125HD.
	AS0609	Drawbar Attachment Cross Member. GX126.
	AS0660	Drawbar Attachment Cross Member. GX126 Tri.
	AS0661	Drawbar Attachment Cross Member. GX125HD.
	AS0895	Suspension Cross Member Set. GX125HD .
	AS0905	Suspension Cross Member Set. GX126 .
	AS0900	Suspension Cross Member Set. GX126 Tri .
	C10985	Side Panel. Right hand. GX125HD & GX126 .
	C10960	Side Panel. Right hand. GX126 Tri .
	C10986	Side Panel. Left hand. GX125HD & GX126 .
	C10961	Side Panel. Left hand. GX126 Tri .
	C10945	Front Panel. GX125HD.
	C10585	Front Panel. GX126.
	C10560	Front Corner Bracket.
	C10567	Front Corner Bracket.
	C20550	Front Corner Socket.
	C10635	Side Brace Fixing Bracket. Right hand.

C10636	Side Brace Fixing Bracket. Left hand.
C10762	Rear Light Bracket. Right hand. GX125HD.
C10764	Rear Light Bracket. Right hand. GX126.
C10763	Rear Light Bracket. Left hand. GX125HD.
C10765	Rear Light Bracket. Left hand. GX126.
C10946	Rear Cross Member. GX125HD.
C10602	Rear Cross Member. GX126.
C10614	Rear Cross Member Brace. Right hand.
C10615	Rear Cross Member Brace. Left hand.
C10990	Rear Cross Member Brace. 1 per trailer. GX126
C10963	Rear Cross Member Brace. 1 per trailer. GX126 Tri.
C10622	Load Lashing Bracket.
C04667	Rope Hook.

MUDGUARDS









C10564	Mudguard Jointing Plate. GX125HD.
C10601	Mudguard Jointing Plate. GX126.
C10565	Mudguard Side Jointing Plate.
C10982	Mudguard. Right hand. GX125HD.
C10987	Mudguard. Right hand. GX126.
C10996	Mudguard. Right hand. GX126 Tri.
C10983	Mudguard. Left hand. GX125HD.
C10988	Mudguard. Left hand. GX126.
C10997	Mudguard. Left hand. GX126 Tri.
C10557	Mudguard Cone. Right hand. GX125HD.
C10588	Mudguard Cone. Right hand. GX126.
C10558	Mudguard Cone. Left hand. GX125HD.
C10589	Mudguard Cone. Left hand. GX126.
C12980	Spray Guard. Right hand. GX125HD.
C12982	Spray Guard. Right hand. GX126.
C12981	Spray Guard. Left hand. GX125HD.
C12983	Spray Guard. Left hand. GX126.
C72614	Rainflap. GX125HD.
C72615	Rainflap. GX126.
P1385	Anti-Slip Cleat.



BUCKET REST








C10952	Bucket Rest Platform. GX125HD.
C10359	Bucket Rest Platform. GX126.
C10953	Bucket Rest Support. Right hand. GX125HD.
C10627	Bucket Rest Support. Right hand. GX126.
C10954	Bucket Rest Support. Left hand. GX125HD.
C10628	Bucket Rest Support. Left hand. GX126.

RAMP & SKID INSTALLATION


	KS5160	Standard Ramp Kit. Includes adjustable legs, corner pillars, hinges, gas strut and brackets, and ramp fasteners. GX125HD.
	KS5180	Standard Ramp Kit. Includes adjustable legs, corner pillars, hinges, gas strut and brackets, and ramp fasteners. GX126.
	KS5160/6	6' Ramp Kit. Includes adjustable legs, corner pillars, ramp stays, hinges, gas strut and brackets, and ramp fasteners. GX125HD.
	KS5180/6	6' Ramp Kit. Includes adjustable legs, corner pillars, ramp stays, hinges, gas strut and brackets, and ramp fasteners. GX126.
	KS5117	Skid Installation Kit. Includes corner pillars, hinges and ramp fasteners. GX125HD.
	KS5130	Skid Installation Kit. Includes corner pillars, hinges and ramp fasteners. GX126.
	KS5117/6	Skid Installation Kit 6'. Includes corner pillars, hinges and ramp fasteners. GX125HD.
	KS5130/6	Skid Installation Kit 6'. Includes corner pillars, hinges and ramp fasteners. GX126.
	AS0096	Adjustable Leg. Compatible with the ramp kits.
	AS0558	Ramp Hinge Tube. Compatible with the ramp kit.
	AS0568	Ramp Hinge Pivot Bracket. Right hand. Compatible with the ramp and skid kits. GX125HD.
	AS0579	Ramp Hinge Pivot Bracket. Right hand. Compatible with the ramp and skid kits. GX126.

AS0569	Ramp Hinge Pivot Bracket. Left hand. Compatible with the ramp and skid kits. GX125HD.
AS0580	Ramp Hinge Pivot Bracket. Left hand. Compatible with the ramp and skid kits. GX126.
AS0623	Ramp Hinge Bracket. Compatible with the skid kit.
C29418-02050	Hinge Rod. Compatible with the skid kits. GX125HD.
C29418-02250	Hinge Rod. Compatible with the skid kits. GX126.
AS0598	Gas Strut Bracket. Top, compatible with the ramp kit.
C10640	Gas Strut Bracket. Bottom, compatible with the ramp kit.
C10707	Rear Corner Pillar. Compatible with the ramp and skid kits.
C30709	Ramp Fastener Handle. M14. Left hand. Compatible with the ramp and skid kits.
P10885	Ramp Fastener Eye Bolt. M14. Left hand. Compatible with the ramp and skid kits.
P1191	Gas Spring. Compatible with the ramp kit.

ALUMINIUM MUDGUARDS & FITTINGS

	C40079	Aluminium Mudguard. Compatible with the GP1*6GM with 6.50 R16 wheels fitted.
	C40083	Aluminium Mudguard. Compatible with the GP1*6GM & GP127GM with 175/75 R16 wheels fitted.
	C40087	Aluminium Mudguard. Compatible with the GP1*6GM with 155/70R12 & 195/60 R12 & GP127GM with 185 60 R12 wheels fitted.
	C40082	Aluminium Mudguard. Compatible with the GP1*6GM Tri axle & GP147GM Tri axle with 175/75R16 wheels fitted.
	C40085	Aluminium Mudguard. Compatible with the GP1*6GM Tri axle & GP147GM Tri axle with 155/70R12 & 195/60 R12 wheels fitted.
	C40152	Aluminium Mudguard. Low, compatible with the GP146GM & GP147GM with 195 60 R12 wheels fitted.
	C40154	Aluminium Mudguard. Low, compatible with the GP146GM & GP147GM with 175 75 R16 wheels fitted.
1	C12986	Spray Guard. Right hand, compatible with 12" wheels.
	C12987	Spray Guard. Left hand, compatible with 12" wheels.
	C12988	Spray Guard. Right hand, compatible with 175 wheels.
	C12989	Spray Guard. Left hand, compatible with 175 wheels.
2	C42477	Mudguard Corner Gussett.
	C20427-00015	Mudguard Bracket Spacer.





LOADING SKIDS & FULL WIDTH RAMPS

	KS5135	Loading Skid Kit. For trailers with 155 70 R12 Wheels fitted. All fittings included.
	KS5135/6	Loading Skid Kit. 6' high for trailers with 155 70 R12 Wheels fitted. All fittings included.
	KS5140	Loading Skid Kit. For trailers with 175 75 R16 Wheels fitted. All fittings included.
	KS5140/6	Loading Skid Kit. 6' high for trailers with 175 75 R16 Wheels fitted. All fittings included.
	KS5185	Full Width Ramp. 4' high complete with all fittings.
	KS5185/6	Full Width Ramp. 6' high complete with all fittings.
3	AS0623	Hinge Bracket. One per trailer, compatible with the skids.
	C29418-01970	Hinge Bar. Compatible with the skids.
	C40300	Number Plate Mounting Panel. Compatible with the skids.
4	AS0702	Ramp Hinge Bracket. Right hand. Compatible with the ramp & skids.
	AS0703	Ramp Hinge Bracket. Left hand. Compatible with the ramp & skids.
	C30709	Ramp Fastener Handle. M14. Compatible with the ramp & skids.
	P10885	Ramp Fastener Eye Bolt. M14. Compatible with the ramp & skids.
	C20937	Ramp Hinge Tube. Compatible with the ramp.
	P1246	Hinge Pivot Bush. Compatible with the ramp.
	AS0096	Adjustable Leg. 3 per ramp, compatible with the full width ramp.
	AS0598	Gas Strut Bracket. Lower. Compatible with the ramp.
	C10640	Gas Strut Bracket. Upper. Compatible with the ramp.
	P1191	Gas Spring. Compatible with the ramp.
	P1192	Protective Bellows. Compatible with the ramp.
	C40304	Number Plate Mounting Panel. Compatible with the ramp.
	C20123	Ramp Stay. Compatible with the 6' ramp.



GP106, GP106H,
GP126, GP126H,
GP146 & GP146H

ACCESSORIES

Available on the Low sided models only.









	KX1620	Filled in Side Kit. GP106 Available for the low sided models only. Includes 6 lashing rings.
	KX1625	Filled in Side Kit. GP126 Available for the low sided models only. Includes 6 lashing rings.
	KX1630	Filled in Side Kit. GP146 Available for the low sided models only. Includes 6 lashing rings.
	KX1685	Ladder Rack Kit. Suitable for the GP106H, GP126H & GP146H.
	KX1680	Bucket Rest Kit. Suitable for the GP106H, GP126H & GP146H.

MESH SIDE KITS (HIGH SIDED MODELS ONLY)





	KX1690	Mesh Side kit. GP106H includes mesh ladder rack, right and left hand side mesh panels.
	KX1691	Mesh Side Kit. GP126H includes mesh ladder rack, right and left hand side mesh panels.


GH64, GH94, GH94BT & GH1054

RAMP & SKID KITS







	AS2591	1.2m Mesh Ramp. GH64.
	AS2602	1.5m Bevelled Ramp. GH64.
	KS26501	1.2m Full Width Ramp. GH94 & GH94BT. Introduced mid-2016, compatible with older models.
	AS2630	1.5m Bevelled Ramp. GH94 & GH94BT.
	KS26505	1.2m Full Width Ramp. GH1054. Introduced mid-2016, compatible with older models.
	AS2636	1.5m Bevelled Ramp. GH1054.
	KS2646	1.5m Sliding Skids. GH94 & GH94BT.
	KS2647	1.5m Sliding Skids. GH1054.

RAMP & SKID SPARES

	AS2657	Ramp Helper Arm. Fitted to GH94, GH94BT & GH1054 trailers equipped with 1.2m Full Width Ramp.
	AS2597	Ramp Helper Arm. Fitted to the GH64 (all ramp variants) GH94, GH94BT & GH1054 (trailers equipped with current 1.5m Bevelled Ramp and 1.5m Sliding Skids). Was also fitted to GH94, GH94BT & GH1054 trailers with 1.2m Mesh Ramps.
	C20941Z	Ramp Hinge Tube Case / Spindle. Fitted to the GH64 (all ramp variants) GH94, GH94BT & GH1054 (trailers equipped with current 1.5m Bevelled Ramp and 1.5m Sliding Skids). Was also fitted to GH94, GH94BT & GH1054 trailers with 1.2m Mesh Ramps.
	C20942Z	Ramp Hinge Tube Case / Spindle. Fitted to GH94, GH94BT & GH1054 trailers equipped with 1.2m Full Width Ramp.
	C12525	Number Plate Backing. Compatible with the GH64 ramp.
	C13212	Clip in Number Plate Holder. Compatible with the current 1.2m Full Width ramp on the GH94 & GH94BT.
	C13214	Clip in Number Plate Holder. Compatible with the current 1.2m Full Width ramp on the GH1054.
	C12472	Number Plate Backing. GH94 & GH94BT 1.5m Bevelled Ramp.
	C12569	Number Plate Backing. GH1054BT Bevelled Ramp.
	P1159-00470	Ramp Spring. GH64 ramp.
	P1163	Ramp Spring. GH94 & GH94BT.
	P1159	Ramp Spring. GH1054BT.
	C30709	Ramp Fastener. M14, used on the ramp & skid options.
	P10885	Eye Bolt. M14, used on the ramp & skid options.
	AS2646	Skid Centre Support.
	C29418-01350	Sliding Skid Support Bar. GH94 & GH94BT.
	C29418-01666	Sliding Skid Support Bar. GH1054BT.
	C14205	Reverse/Fog Mounting Plate. Compatible with the sliding skids.
	C14217	Number Plate Mounting Plate. Compatible with the sliding skids.



ACCESSORIES

	KX35327	48mm Coupling Raiser Kit. This kit includes 2 aluminium raisers, nuts & bolts. Fitted as standard to the GH64 & GH94, available as an option on the GH94BT & GH1054BT.
	KX35314	80mm Coupling Raiser Kit. This kit includes 2 aluminium raisers nuts & bolts. Available as an option on all the GH range.
	KX35318	Spare Wheel Kit. Compatible with the GH94BT. The kit includes 1 x 165R13C wheel assembly, mounting plate, securing strap, U bolts and fittings.
	KX35319	Spare Wheel Kit. Compatible with the GH94. The kit includes 1 x 195/55R10 wheel assembly, mounting plate, securing strap, U bolts and fittings.
	KX35320	Spare Wheel Kit. Compatible with the GH1054. The kit includes 1 x 185/70R13 wheel assembly, mounting plate, securing strap, U bolts and fittings.
	KS3740	Bolt on Lashing Lug Kit. One pair of lashing lugs, socket screws and nuts.
	KX35335	GH Toolbox Kit. Compatible with the GH94BT & GH1054. A heavy duty, lockable, steel toolbox allows three sets of ratchet straps and tools to be locked away securely. (Padlock not included)

DEDICATED SPARES

C72583	Rainflap. GH64.
C72584	Rainflap. GH94BT & GH1054.
C72588	Rainflap. GH94.
6 C72589	Intermediate Rainflap. GH94.



DRAWBAR & COUPLING



- AS3705 Drawbar Weld Assembly.
- 1 C01700 Drawbar Pivot Bush.
- 2 C01705 Drawbar Pivot Bolt.
- 3 C11722 Drawbar Pivot Bracket. Right hand.
- C11723 Drawbar Pivot Bracket. Left hand.
- 4 AS3711 Centre Shackle. Right hand.
- AS3712 Centre Shackle. Left hand.
- 5 C01706 Extended Jockey Wheel Clamp Handle.
- 6 P1087 Body Clamp. Over centre clamp that secures the body to the drawbar.
- 7 AS3713 Hook & Base Plate. Receiver for the body clamp.

LOADING SKIDS AND LIGHT BRACKETS



- 8 AS3729 Skid Assembly. Compatible with the CT177 mk2. Non handed, sold individually.
- AS3736 Fold Out Adjustable Rear Light Mounting Bracket. Left hand, for use with Rubolite lamps. Compatible with the CT177 mk2 Fitted since March 2008.
- 9 AS3737 Fold Out Adjustable Rear Light Mounting Bracket. Right hand, for use with Rubolite lamps. Compatible with the CT177 mk2 Fitted since March 2008.
- 10 KS3715 Fold Out Adjustable Rear Light Mounting Bracket. Right hand, for use with Aspock lamps. Fitted till March 2008.
- KS3716 Fold Out Adjustable Rear Light Mounting Bracket. Left hand, for use with Aspock lamps. Fitted till March 2008.
- 11 C01703 Light Bracket Pivot Bar.
- 12 P1096 Linch Pin. Secures the rear light bracket.
- 13 C11717 Side Marker Lamp Mounting Bracket.
- 14 C11746 Number Plate Mount.
- 15 C11924 Fog Lamp Bracket. Side pod mounted.

HYDRAULICS




- 16 P11317 Hydraulic Ram.
- 17 C11732 Ram Retaining Plate.
- 18 P11415 Hydraulic Manual Pump.
- 19 P11415H Manual Pump Handle.

WINCH MOUNTING

- 20 AS3732 Winch Mount. Allows the winch to be moved from side to side, allowing for variation in vehicle towing eye position.
- 21 C21751 Winch Guide Tube.

BODY COMPONENTS













- 22 C11878 Inner Mudguard. Left hand.
- C11879 Inner Mudguard. Right hand.
- 23 C72614 Rainflap.
- 24 P1385 Anti Slip Cleats.
- C11736 Tool Box Lid.
- P1086 Over Centre Clasp. For securing the tool box lid.







CT136 Twin axle model


ACCESSORIES & OPTIONS

P04705	Winch "Circuit". 600lb rated mechanical cable winch.	
P04706	Winch "Rally". 1050lb rated mechanical cable winch.	
P04707	Winch "Recovery". 1500lb rated mechanical cable winch.	
1 KX5528	Winch Mounting Kit. CT136 & CT136HD Required to fit the winch options above. Mounting bar and winch mounting bracket allows winch to be fitted in the left or right hand mounting positions.	
KX5525	Winch Mounting Kit. CT115. Required to fit the winch options above. Mounting bar and winch mounting bracket allows winch to be fitted in the left or right hand mounting positions.	
2 KX5536	Aluminium Treadplate Infill Kit. CT136, CT136HD. Provides a safe walk on platform as an alternative to the open centre. The kit includes a front and rear deck infill and all fittings.	
3 K55334	Tyre Rack Cranked Bar. CT136, CT136HD Mounted to the front of this trailer this adjustable rack can accommodate a set of differently sized wheels/tyres. Maximum difference in tyre diameters of 65mm.	
KX5535	Tyre Rack Straight Bar. CT136, CT136HD. Mounted to the front of the trailer this adjustable rack can accommodate a set of wheels/tyres ranging from 500mm to 650mm in diameter.	
KX5522	Tyre Rack Cranked Bar. CT115. Mounted to the front of this trailer this adjustable rack can accommodate a set of differently sized wheels/tyres. Maximum difference in tyre diameters of 65mm.	
KX5523	Tyre Rack Straight Bar. CT115. Mounted to the front of the trailer this adjustable rack can accommodate a set of wheels/tyres ranging from 500mm to 650mm in diameter.	
P1042	Heavy Duty Wheel Securing Straps. Incorporating soft link to avoid damage to alloy wheels.	
4 KX0242	Wheel Chocks. CT136 / CT115. Slide - in front wheel chocks. One pair including fasteners. For vehicles with low ground clearance this feature is invaluable. The wheel stop can be fitted between the wheel and the spoiler after the vehicle is loaded.	
KX0243	Spare Wheel Kit. For all models of CT136 & CT115. The kit includes wheel and tyre, mounting bracket, wheel brace and all fittings.	
5 KX0235	Toolbox Kit. CT136, CT115 Heavy duty, lockable, steel toolbox allows wheel straps and tools to be locked away securely.	

UNIQUE SPARE PARTS

KS0251	Drawbar Assembly.
AS0892	Suspension Cross Member Set. CT115.
AS1821	Suspension Cross Member Set. CT136SA.
AS1810	Suspension Cross Member Set. CT136, CT136HD.
AS1816	Steady Leg Inner Assembly.
C11828	Rear Light Bracket. Right hand. Also acts as the cross member support. Compatible with Aspock and Rubolite lamps.
C11814	Rear Light Bracket. Left hand. Also acts as the cross member support. Compatible with Aspock and Rubolite lamps.
C11883	Number Plate Bracket. CT115, fold down number plate / skid flap.
C11845	Number Plate Bracket. CT136, fold down number plate / skid flap.
C11864	Number Plate Bracket. CT136HD, fold down number plate / skid flap.
6 C11924	Fog Lamp Bracket. Side pod mounted.
C11852	Loading Skid. CT115 & CT136. Right hand when deployed, left hand when stowed.
C11826	Loading Skid. CT115 & CT136. Left hand when deployed, right hand when stowed.
AS1886	Loading Skid. CT136HD. Right hand when deployed, left hand when stowed.
AS1887	Loading Skid. CT136HD Left hand when deployed, right hand when stowed.
7 C74810	Skid Stop. Plastic stop fitted to the end of the skid pressings and trailer beds.
WT5100-00040	Aluminium Coupling Raiser. 40mm.






BODY & ROOF PANELS

	C69617	GRP White Panel. BV84G & BV85G Side panel 1525mm x 2431 x 14mm.
	C69601	GRP White Panel. BV105G & BV106G Side panel 1829mm x 3041mm x 14mm
	C69614	GRP White Panel. BV125G & BV126G Side panel 1829mm x 3658mm x 14mm. Please specify model when placing order.
	C69609	GRP White Panel. BV106G 7' headroom Side panel 2134mm x 3041mm x 14mm.
	C69610	GRP White Panel. BV126G 7' headroom Side panel 2134mm x 3658mm x 14mm.
	C69618	GRP White Panel. BV84G Front right hand panel 690mm x 1520mm x 14mm.
	C69602	GRP White Panel. BV*5G 5' & 6' headroom Front right hand panel 1824mm x 870 x 14mm. Please specify headroom when placing order.
	C69611	GRP White Panel. BV*5G & BV*6 7' Front right hand panel 2129mm x 1010mm x 14mm.
	C69615	GRP White Panel. BV*6G 6' Front right hand panel 1824mm x 1010mm x 14mm.
	C69619	GRP White Panel. BV84 inspection door panel. 540mm x 1368mm x 14mm.
	C69603	GRP White Panel. BV*5G 5' & 6' headroom inspection door panel. 1673mm x 716mm x 14mm. Please specify headroom when placing order.
	C69612	GRP White Panel. BV*5G 7' & BV*6 7' inspection door panel. 1978mm x 863mm x 14mm.
	C69616	GRP White Panel. BV*6G 6' inspection door panel. 1678mm x 863mm x 14mm.
	C79305	Opal GRP Roof Sheet. BV84G.
	C79306	Opal GRP Roof Sheet. BV85G.
	C79307	Opal GRP Roof Sheet. BV105G.
	C79308	Opal GRP Roof Sheet. BV125G, BV106G, BV126G – (cut to correct size upon order).
	P1377	Tape. 2mm x 12mm x 50m roll. Used for sealing the roof sheet.

INSPECTION DOOR FITTINGS

	AS0441	Inspection Door Outer Frame. BV84G.
	AS0448	Inspection Door Outer Frame. BV85G 5' head room.
	AS0442	Inspection Door Outer Frame. BV*5G 6' head room.
	AS0444	Inspection Door Outer Frame. BV*5G 7' head room.
	AS0449	Inspection Door Outer Frame. BV*6G 6' head room.
	AS0443	Inspection Door Outer Frame. BV*6G 7' head room.
1	AS0285	Inspection Door Catch Pin Weld Assembly. BV84, BV*5G.
2	C14895	Lock Mounting Bracket. BV84G, BV85G & BV105G.
3	P10580	Push Button Handle. BV*4G, BV*5 outer inspection door handle supplied with 2 keys.
4	P1059	Internal Latch Mechanism. BV*4G & BV*5G.
5	P1070	Inspection Door Hinge. BV*4G & BV*5G.
6	AS0258	Inspection Door Latch Weld Assembly. BV*5 7' headroom & BV*6.
7	AS0254	Locking Bar hinge Bracket Top. BV5 7' headroom and BV*6.
	AS0255	Locking Bar hinge Bracket Bottom. BV5 7' headroom and BV*6.
8	AS0266	Locking Bar Weld Assembly. BV6 6' headroom.
	AS0256	Locking Bar Weld Assembly. BV125G & BV*6 7' headroom.
9	C00248	Inspection Door Opening Handle. BV125G 7' & BV1*6G.
10	C10224	Inspection Door Latch Handle Housing. BV125G 7' & BV1*6G.
11	AS1691	Lock Handle Assembly. BV125G 7' & BV1*6G.
12	P1314	Self Adhesive Foam Strip. 10mm x 6mm on a 15m roll, fitted to the inspection door.
13	P1378	Cord – Expanded Neoprene. Sold per metre, fitted to the inspection door frame.



REAR RAMP DOOR FITTINGS

AS0278	Rear Corner Pillar. Right hand BV84G/ BV85G 5' headroom.
AS0279	Rear Corner Pillar. Left hand BV84G / BV85G 5' headroom.
AS0431	Rear Corner Pillar. Right hand BV*5G & BV*6 6' headroom.
AS0432	Rear Corner Pillar. Left hand BV*5G & BV*6 6' headroom.
AS0251	Rear Corner Pillar. Right hand BV*5G & BV*6 7' headroom.
AS0252	Rear Corner Pillar. Left hand BV*5G & BV*6 7' headroom.
1 C00049	Sliding Bolt. 3 per trailer, top and bottom fitted vertically. BV84G
P1173	Compression Spring. Used with the C00049 Sliding Bolt.
2 C40142	Sliding Bolt. 1per trailer, middle, fitted horizontally. BV84G
3 C70136	Spring Bolt Guide Bush. 4 per trailer.
4 P12361	M8 Pin and Knob. 3 per trailer.
5 P12362	M8 Pin and Knob. 1per trailer.
6 C14324	Ramp Closure Handle. Right hand.
C14325	Ramp Closure Handle. Left hand.
7 P1288	Spring. Ramp Closure.
8 C01690	Ramp Closure Lock Pin.
9 C11978	Reveiver - Ramp Closing Handle.
C20937	Ramp Hinge Tube.
P1246	Ramp Hinge Bush
P1163	Ramp Spring.
10 P1246	Hinge Pivot Bush.
11 C00256	Rear Door Stay. BV84G.
C00265	Rear Door Stay. BV*5G 6' headroom.
12 C04217	Ramp Spring Attachment Bracket. Right hand.
C04219	Ramp Spring Attachment Bracket. Left hand.
13 CP00172	Grab Handle.
CP00570	Grab Handle Spacer. 2 per handle required.
14 P1074	Butt Hinge.
C40318	Fog Lamp Mounting Plate.
C40319	Number Plate Mounting Panel.

VAN DOOR FITTINGS





AS0281	Rear Corner Pillar. Right hand. BV84G.
AS0282	Rear Corner Pillar. Left hand. BV84G.
AS1570	Rear Corner Pillar. Right hand. BV*5G & BV*6 6' headroom.
AS1571	Rear Corner Pillar. Left hand. BV*5G & BV*6 6' headroom.
AS1575	Rear Corner Pillar. Right hand. BV*5G & BV*6 7' headroom.
AS1576	Rear Corner Pillar. Left hand. BV*5G & BV*6 7' headroom.
15 C00120	Door Stay. BV84G.
C00256	Door Stay. BV85G .
C15307	Number Plate Panel.
16 P1054	Chrome Locking Handle. Supplied with 2 keys.
17 P1055	3 Way Rod Latch. BV84.
18 P1077	Hinge - Low Profile.
19 P12453	Slam Bolt - Ring Tail.
20 P1319	Self Adhesive Foam Strip. 15mm x 4mm. Sold per metre.

ROLLER SHUTTER FITTINGS


AS0281	Rear Corner Pillar. Right hand BV85 5' headroom.
AS0282	Rear Corner Pillar. Left hand BV85 5' headroom.
AS1570	Rear Corner Pillar. Right hand BV*5 6' & BV*6 6' headroom
AS1571	Rear Corner Pillar. Left hand BV*5 6' & BV*6 6' headroom.
AS1575	Rear Corner Pillar. Right hand BV*5 & BV*6 7' headroom.
AS1576	Rear Corner Pillar. Left hand BV*5 & BV*6 7' headroom.
21 AS7610	Roller Shutter Hasp
P1201	Roller Shutter Door Kit. BV85G 5' headroom.
P1200	Roller Shutter Door Kit. BV*5G 6' headroom.
P12012	Roller Shutter Door Kit. BV*6G 6' headroom.
P12011	Roller Shutter Door Kit. BV*6G 7' headroom.
KS2246	Roller Shutter Registration Plate Kit. BV6' & 7' headroom. Fold down number plate holder complete with hinges.




INSPECTION DOOR KITS

-  **KS2213** Inspection Door Kit. BV84G 5' Headroom. Includes hinges and push button handle.
-  **KS2207** Inspection Door Kit. BV85G & BV105G 6' Headroom. Includes hinges and push button handle.
-  **KS2212/6** Inspection Door Kit. BV106G & BV126G 6' Headroom. Includes hinges and lever handle assembly.
-  **KS2212** Inspection Door Kit. BV106G & BV126G 7' Headroom. Includes hinges and lever handle assembly.

REAR PROTECTION BRACKETS

-  **C10308** Rear Protection Bracket RH BV84G.
- C10309** Rear Protection Bracket LH BV84G.
- C10335** Rear Protection Bracket RH BV85G.
- C10336** Rear Protection Bracket LH BV85G.
- C10337** Rear Protection Bracket RH BV105G.
- C10338** Rear Protection Bracket LH BV105G.
- C10364** Rear Protection Bracket RH BV125G.
- C10365** Rear Protection Bracket LH BV125G.
- C10215** Rear Protection Bracket RH BV106G.
- C10216** Rear Protection Bracket LH BV106G.
- C10266** Rear Protection Bracket RH BV126G.
- C10267** Rear Protection Bracket LH BV126G.





P8b with optional mesh sides fitted

DEDICATED KITS

	KX8636	Mesh Side Kit. P6b Ramp.
	KX8635	Mesh Side Kit. P6b Tailboard.
	KX8639	Mesh Side Kit. P7b Ramp.
	KX8638	Mesh Side Kit. P7b Tailboard.
	KX8642	Mesh Side Kit. P8b Ramp.
	KX8641	Mesh Side Kit. P8b Tailboard.
	KX8217	Ladder Rack. P6b & P7b.
	KX8218	Ladder Rack. P8b.
	KX4846	Internal Livestock Partition. P6b & P7b. For use with trailers fitted with a Canopy and Livestock Kit.

ACCESSORIES

	KS0229	Tailboard. P6b & P7b.
	KS0228	Tailboard. P8b.
	KS8510	Standard Ramp. P6b & P7b.
	KS8509	Stock Ramp. P6b & P7b.
	KS8613	Standard Ramp. P8b.
	KS8503	Ramp. P8b. 1.3m.
	KX0225	Propstand Kit.
	KX0651	Light Duty Lashing Point. One pair.
	KX8612	Lamp Guards. One pair.

SPARES FOR THE DRAWBAR & COUPLING

	AS3953	Drawbar Assembly. P6b.
	AS3954	Drawbar Assembly. P7b.
	AS3955	Drawbar Assembly. P8b.
1	C13766	Drawbar Attachment Bracket. Right hand.
	C13767	Drawbar Attachment Bracket. Left hand.
2	P00355PP	8 Pin Parking Socket.
3	P0235	Jockey Wheel Clamp.
	WT5100-00040	Coupling Raiser. 40mm.



BODY COMPONENTS

	AS8240	Rear Frame. P6b & P7b.
	AS8252	Rear Frame. P8b.
	C15005	Floor Edge Strip. P6b & P7b.
	C15036	Floor Edge Strip. P8b.
	C04667	Rope Hook.
	C10770	Spare Wheel Bracket.
	C14419	Front Panel. P6b & P7b.
	C14462	Front Panel. P8b.
	C14423	Side Panel. Right hand, P6b.
	C14424	Side Panel. Left hand, P6b.
	C14426	Side Panel. Right hand, P7b.
	C14427	Side Panel. Left hand, P7b.
	C14460	Side Panel. Right hand, P8b.
	C14461	Side Panel. Left hand, P8b.

SPARES FOR THE RAMP & TAILBOARD

	AS8214	Ramp Hinge Pin. For ramp & tailboard.
	C14444	Number Plate Panel. For ramp & tailboard.
	C74427	Ramp Hinge Bush. For ramp & tailboard.













P6e with tailboard and 145/70R13 tyres



P7e ramp model

P6e & P7e DEDICATED KITS

	KX8635	Mesh Side Kit P6e. Tailboard models, full mesh sides kit also includes mesh rear panel, mesh ladder rack & all mounting hardware required.
	KX8636	Mesh Side Kit P6e. Ramp models, full mesh sides kit also includes mesh ladder rack & all mounting hardware required.
	KX8638	Mesh Side Kit P7e. Tailboard models, full mesh sides kit also includes mesh rear panel, mesh ladder rack & all mounting hardware required.
	KX8639	Mesh Side Kit P7e. Ramp models, full mesh sides kit also includes mesh ladder rack & all mounting hardware required.
	AS8219	Mesh Ladder Rack. P6e & P7e.
	AS8635	Right Hand Side Mesh Panel. P6e.
	AS8636	Left Hand Side Mesh Panel. P6e.
	AS8637	Mesh Panel over Tailboard. P6e & P7e.
	AS8638	Right Hand Side Mesh Panel. P7e.
	AS8639	Left Hand Side Mesh Panel. P7e.

BODY PANELS

C14419	Front Panel. P6e/P7e.
C14423	Right Hand Side Panel. P6e.
C14424	Left Hand Side Panel. P6e.
C14426	Right Hand Side Panel. P7e.
C14427	Left Hand Side Panel. P7e.

P6e & P7e COMMON ACCESSORIES

KX0652	ATV Drawbar.
KX8217	Ladder Rack. Open framed design simply slots into the front of P6e and P7e.
KS8510	Ramp Kit. Replacement standard ramp - ideal for conversions from tailboard.
KS8509	Stock Ramp. Replacement ramp with small stock door built in (reversible door).
KS0229	Tailboard. Complete tailboard assembly for P6e or P7e models.
KX0630A	Aluminium Canopy Door. Complete with safety glass for P6e & P7e canopies.
KX0630B	Aluminium Canopy Door. Solid panel (no window) for P6e & P7e canopies.
KX8612	Lamp Guards. Pair of wire mesh guards to fit over the rear lamps.
P1388	Tarpaulin. Blue elasticated tarpaulin cover tailored to fit the P6e trailer (tailboard models only).
P1389	Tarpaulin. Blue elasticated tarpaulin cover tailored to fit the P7e trailer (tailboard models only).
C49505	Treadplate Floor. Hardwearing aluminium floor for P6e.
C49506	Treadplate Floor. Hardwearing aluminium floor for P7e.

SPARE PARTS

P0567	Jockey Wheel. Simply replaces the existing front propstand.
C14444	Number Plate Panel. Formed steel panel only.
AS5106	Spare Wheel Carrier. For P6e & P7e with flotation or 145/70R13 tyres.
AS5107	Spare Wheel Carrier. For P6e with 145R10 tyres.
P00355DB	Standard P6e Drawbar. Swan neck style drawbar with coupling attached.
P00355DB2	Standard P7e Drawbar. Swan neck style drawbar with coupling attached.













BV64e with ramp doors




















P5 with P1387 Tarpaulin cover

BV64e MINI BOXVAN


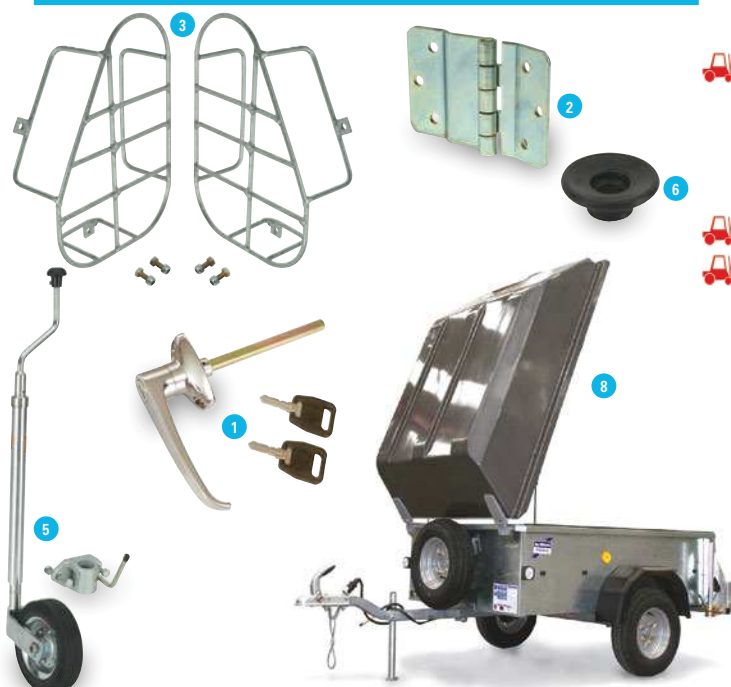
-  **P12014 Roller Shutter Kit.**
-  **AS4522 Roof Rack Kit.** Incorporates tie-down points for lashing the load (BV64e van door models only, max roof rack weight limit 30kg).
-  **C41611 Treadplate Floor.** Hardwearing aluminium treadplate shaped to fit any BV64e.
- C81616 Rubber Matting.** Grippy rubber matting shaped to fit any BV64e.
- KX0651 Tie Ring Kit.** Pair of internal tie rings (floor mounted, includes fixing bolts).
- P0567 Jockey Wheel.** Simply replaces the existing front propstand.
- AS5875 Propstand.** Replacement galvanised propstand tube (priced each).
- C72160 Mudwing RH.** Moulded plastic wheel arch/wing with cutout for rear lighting.
- C72161 Mudwing LH.** Moulded plastic wheel arch/wing with cutout for rear lighting.
-  **C72162 Roof Moulding.** GRP Moulded roof as used on the roller shutter version.
-  **AS2466 RH Rear Door.** Includes hinges, locking mechanism & exterior locking handle.
-  **AS2467 LH Rear Door.** Includes hinges.
- P1055 Lock Rods.** Internal centre lock mechanism and upper/lower rod set.
-  **1 P1054 Chrome Locking Handle.** Used on the rear doors.
-  **2 P1070 Hinge.** Used on the rear doors.

P5 RANGE

-  **3 KX8612 Lamp Guards.** Pair of wire mesh guard to fit over the rear lamps.
-  **4 KX8613 Front Propstand Kit.** Includes stand, clamp & all mounting hardware required.
-  **5 KX8615 Jockey Wheel Kit.** Includes jockey wheel, clamp & all mounting hardware.
-  **KX8616 Ladder Rack Kit.** Includes corner sockets & all mounting hardware required.
-  **KX8627 Mesh Side Kit.** Tailboard models, Full mesh sides kit also includes mesh rear panel, mesh ladder rack, corner sockets & all mounting hardware required.
-  **KX8628 Mesh Side Kit.** Ramp models, Full mesh sides kit also includes mesh ladder rack, corner sockets & all mounting hardware required.
-  **AS8627 Mesh Side Panel Right Hand or Left Hand Side.** P5.
-  **AS8629 Mesh Panel over Tailboard.** P5.
-  **AS8193 Front Corner Socket.** Right hand, needed to secure the ladder rack.
-  **AS8194 Front Corner Socket.** Left hand, needed to secure the ladder rack.
-  **KS8610 Tailboard Kit.** P5 Tailboard assembly complete with hinge pins.
-  **KS8611 Ramp Kit.** P5 Ramp assembly complete with hinge pins.
-  **P1387 Tarpaulin.** Blue elasticated tarpaulin cover (tailboard models only).
-  **6 P12451 Rope Stud.** Round plastic stud (rivet fixed, rivet not included).
-  **P00355LDB Standard P5 Drawbar.** Swan neck style drawbar with coupling attached.
-  **7 KX0652 ATV Drawbar.** Longer straight drawbar to suit lower ATV couplings.
-  **8 KX0655 GRP Hardtop P5E.**







BODY PANELS

-  **C14431 Front Panel.**
-  **C14428 Right Hand Side Panel.**
-  **C14429 Left Hand Side Panel.**













DEDICATED KITS & COMPONENTS

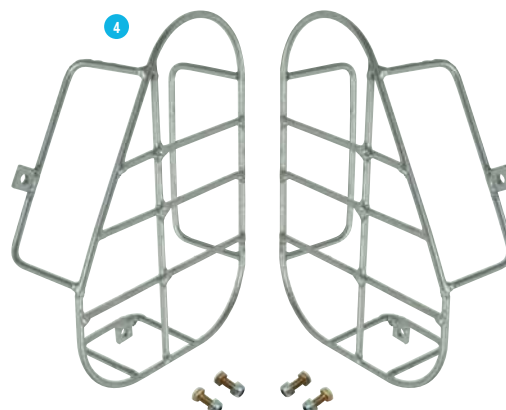
-  **KX8641** **Mesh Side Kit.** Tailboard model, full mesh side kit includes mesh ladder rack, mesh side panels, mesh rear panel & all mounting hardware required.
-  **KX8642** **Mesh Side Kit.** Ramp model, full mesh side kit includes mesh ladder rack, mesh side panels & all mounting hardware required.
-  **AS8647** **Mesh Ladder Rack.**
-  **AS8648** **Right Hand Side Mesh Panel.**
-  **AS8649** **Left Hand Side Mesh Panel.**
- AS8650** **Mesh Panel over Tailboard.**
- P00355DB3** **Drawbar Assembly.** Swan neck style drawbar with coupling attached.
-  **AS8252** **Rear Frame Weld Assembly.**

BODY PANELS

















- C14462** **Front Panel.**
-  **C14460** **Right Hand Side Panel.**
-  **C14461** **Left Hand Side Panel.**

ACCESSORIES

-  **KX8218** **Ladder Rack.** Open framed design.
-  **KS8613** **Ramp Kit.** Replacement standard ramp - ideal for conversions from tailboard.
-  **KS8508** **Ramp Kit.** 1.3m.
-  **KS0228** **Tailboard.** Complete tailboard assembly.
-  **P0567** **Jockey Wheel.** 35mm diameter, replaces the front propstand.
-  **KX0225** **Propstand Kit.** 1 pair of propstand legs, brackets and fittings.
-  **KX0651** **Light Duty Lashing Point.** Supplied as a pair, ideal for use in all unbraked trailers.
-  **KX8612** **Lamp Guards.** Pair of wire mesh guards to fit over the rear lamps.



DEDICATED KITS

	KX8650 Hinged Mesh Side Kit. Q5e, the kit includes 2 mesh side panels and all mounting hardware.
	KX8651 Hinged Mesh Side Kit. Q6e & Q6b, the kit includes 2 mesh side panels and all mounting hardware.
	KX8652 Hinged Mesh Side Kit. Q7e & Q7b, the kit includes 2 mesh side panels and all mounting hardware.
	KX86521 Hinged Mesh Side Kit. Q8b, the kit includes 2 mesh side panels and all mounting hardware.
	KX8653 Hinged Solid Side Kit. Q5e, the kit includes 2 solid side panels and all mounting hardware.
	KX8654 Hinged Solid Side Kit. Q6e & Q6b, the kit includes 2 solid side panels and all mounting hardware.
	KX8655 Hinged Solid Side Kit. Q7e & Q7b, the kit includes 2 solid side panels and all mounting hardware.
	KX86551 Hinged Solid Side Kit. Q8b, the kit includes 2 solid side panels and all mounting hardware.
	KX8656 Internal Livestock Partition. Q5e, can be located in multiple locations allowing flexibility around the farm.
	KX8657 Internal Livestock Partition. Q6e, Q7e, Q6b & Q7b, can be located in multiple locations allowing flexibility around the farm.
	KX8658 Internal Livestock Partition. Q8b, can be located in multiple locations allowing flexibility around the farm.
	KX86595 Roof / Roof Rack Q5e. This option is helpful for keeping contents dry as well as being able to carry fencing posts or a whole range of other materials (maximum weight 50kg).
	KX8659 Roof / Roof Rack. Q6e & Q6b.
	KX8660 Roof / Roof Rack. Q7e & Q7b.
	KX8661 Roof / Roof Rack. Q8b.
	KX8644 Ramp Gates. One pair, compatible with all but the Q5e.
	KX8645-A Spare Wheel Kit. Compatible with the Q*e range fitted with the 20.5 x 8-10 floatation wheel, mounting bracket and all mounting hardware.
	KX8645-B Spare Wheel Kit. Compatible with the Q*b range fitted with the 195/55R10C wheel, mounting bracket and all mounting hardware.



ACCESSORIES & SPARES

KX0225	Propstand Kit.
KX8612	Light Guards. One pair, compatible with the Q road range.
1 P00270	360 Degree Swivel Hitch. Compatible with the Q5e off road (not approved for road use).
P0567	Jockey Wheel. 35mm diameter, an option for the Q*e range.
C40190	Alloy Mudguard.



REAR DOORS

ISUZU

KX0491A	Aluminium Door & Window. Compatible with the V491 canopy.
KX0419A	Aluminium Door & Window. Compatible with the V523 canopy.
KX0525A	Aluminium Door & Window. Compatible with the V524 & V525 canopies.
KX0528A	Aluminium Door & Window. Compatible with the V527 & V528 canopies (suitable for Isuzu D-Max, 2012 onwards models for canopies manufactured since January 2016).
KX0419	Mesh Tailgate. Compatible with the V491 & V523 canopies.
KX0525	Mesh Tailgate. Compatible with the V524 & V525 canopies.
KX0528	Mesh Tailgate. Compatible with the V527 & V528 canopies (suitable for Isuzu D-Max, 2012 onwards models for canopies manufactured since January 2016).

LAND ROVER

KX0379A	Aluminium Door & Window. Compatible with the V379, V381, V382 & V383 canopies.
KX0380A	Aluminium Door & Window. Compatible with the V380 & V386 canopies.
KX0379	Mesh Tailgate. Compatible with the V379, V381, V382 & V383 canopies.
KX0380	Mesh Tailgate. Compatible with the V380, & V386 canopies.

MAZDA / FORD

KX0387A	Aluminium Door & Window. Compatible with the V387, V388, V389, V395, V397, V398 & V399 canopies.
KX0419A	Aluminium Door & Window. Compatible with the V484, V485 & V486 canopies.
KX0398	Mesh Tailgate. Compatible with the V387, V388, V389, V395, V397, V398 & V399 canopies.
KX0419	Mesh Tailgate. Compatible with the V484, V485 & V486 canopies.

MITSUBISHI

KX0404A	Aluminium Door & Window. Compatible with the V404, V405, V406, V409 & V415 canopies.
KX0472A	Aluminium Door & Window. Compatible with the V411 canopy.
KX0412A	Aluminium Door & Window. Compatible with the V412 canopy.
KX0413A	Aluminium Door & Window. Compatible with the V413 canopy.
KX0414A	Aluminium Door & Window. Compatible with the V414 canopy.
KX0530A	Aluminium Door & Window. Compatible with the V530 canopy.
KX0404	Mesh Tailgate. Compatible with the V404, V405, V406, V409 & V415 canopies.
KX0472	Mesh Tailgate. Compatible with the V411 canopy.
KX0412	Mesh Tailgate. Compatible with the V412 canopy.
KX0413	Mesh Tailgate. Compatible with the V413 canopy.
KX0414	Mesh Tailgate. Compatible with the V414 canopy.
KX0530	Mesh Tailgate. Compatible with the V530 canopy.

NISSAN

KX0344A	Aluminium Door & Window. Compatible with the V344 canopy.
KX0345A	Aluminium Door & Window. Compatible with the V345, V346 & V424 canopies.
KX0417A	Aluminium Door & Window. Compatible with the V347, V348, V417 & V418 canopies.
KX0419A	Aluminium Door & Window. Compatible with the V419, V420, V421 & V422 canopies.
KX0417	Mesh Tailgate. Compatible with the V347, V348, V417 & V418 canopies.
KX0419	Mesh Tailgate. Compatible with the V419, V420, V421 & V422 canopies.
KX0344	Mesh Tailgate. Compatible with the V344 canopy.
KX0345	Mesh Tailgate. Compatible with the V345, V346 & V424 canopies.



TOYOTA

KX0419A	Aluminium Door & Window. Compatible with the V469, V4692, V4693 & V4694 canopies.
KX0462A	Aluminium Door & Window. Compatible with the V463, V466 & V467 canopies.
KX04691A	Aluminium Door & Window. Compatible with the V4691 canopy.
KX0412	Mesh Tailgate. Compatible with the V4691 canopy.
KX0419	Mesh Tailgate. Compatible with the V469, V4692, V4693 & V4694 canopies.
KX0462	Mesh Tailgate. Compatible with the V463, V466 & V467 canopies.

VOLKSWAGEN

KX0469A	Aluminium Door & Window. Compatible with the V499 canopy.
KX0469	Mesh Tailgate. Compatible with the V499 canopy.

ACCESSORIES

KX0480	Canopy Lock Kit. For Aluminium doors only, the kit includes 2 way rod lock and mounting plate, chrome locking handle and all fittings. This kit is a distributor supply & fit only.
KX0484	Gas Strut Assistor Kit. Compatible with mesh and aluminium doors on the V379, V381 & V383 Landrover canopies. The Kit includes 2 gas struts, gas strut brackets and all fittings. This kit is a distributor supply & fit only.
KX0485	Gas Strut Assistor Kit. Compatible with mesh and aluminium doors on all other canopy models. The Kit includes 2 gas struts, gas strut brackets and all fittings. This kit is a distributor supply & fit only.
KX0487	Canopy Side Door Kit. Can be fitted either side between the channels. This kit is a distributor supply & fit only.

SPARES

AS5094	Door Stay.
P1023	Door Stay Holder. Holds the door stay in place when not in use.
C11902	Antiluce Plate.
P1003D	Antiluce Fastener.
P1280	Rubber Washer / Antiluce Pad.
1 CP00172	Grab Handle.
CP00570	Grab Handle Spacer. 2 required per grab handle.
2 P1304	Rubber Seal. Sold per metre.
3 P1309	Rubber Seal. Sold per metre.
P1214	Safety Glass. For the rear aluminium doors.
P1326	Rubber Seal. Used to seal the safety glass in place. Sold per metre.
P1327	Rubber Filler Strip. Used with P1326. Sold per metre.
F1401Z	Hook Bolt. M8 x 60.
F1402Z	Hook Bolt. M8 x 70.
F1404Z	Hook Bolt. M8 x 90.
F1132Z	Coil Spring Washer.
F1089Z	Wing Nut. M8.