

Model Specific

Large cross division Page 105

Dedicated accessories for Livestock • Horsebox
• Box Van • Commercial Trailers



Ramp gate extensions Page 109

Horsebox HB403, HB506 & HB511 Page

Mudguard & Rear Lamp Housing	84
HB511 Centre Partition & Spares	85
HB506 Centre Partition & Spares	86
Seals, Glazing, Kickboards & Padding	87
Ramp & Rear Door Spares	88
Doors above the Front Ramp & Inspection Door Kits	89
Front Panel Kits, Roof Kits, Top Side Panels, Pillars and Flooring	90
Tack Storage & Accessories	91
Trailer Covers	92

Horsebox HB401, HB505 & HB510 Page

HB510 Centre Partition & Spares	93
HB505 Centre Partition & Spares	94
Ramp & Door Fittings, Glazing & Seals	95
Flooring & Matting	96
Body Components	97

Large Horsebox HB510XL & HB610 Page

Partition Kits, Body & Flooring Spares	98
--	----

Eventa Page

Living & Horse Area Spares	99
Centre Partition, Rear ramp & Body Components	100

Livestock Page

Ramp Spares & Corner Pillars	101
Roof Sheets, Roof Channels & Body Panels	102
Body Rails, Lighting Panels & Foot Plates	103
Centre Partition Kits	104
Cross Divisions	105
Cross Division Components	106
Sheep Deck & Rear Barrier Components	107
Rear Barriers	108
Ramp Gates, Extensions & Back Rails	109
Sump Tanks & GRP Wind Deflectors	110

General Duty Page

Tailboards, Ramps, Ladder Racks, Body Panels & Mesh Sides	111
---	-----

Flatbed Range Page

Dropside Kits & Components	112
Headboards, Tailboards, Ladder Racks, Ramps & Loading Skids	113
Hinged Mesh Kits & Components	114
Drawbars, Suspension Cross Members & Lighting Plates	115

Eurolight Page

Dropside Kits, Mesh Kits & Accessories	116
--	-----

Beavertail Page

Dropside Kits, Mesh Kits, Headboards, Ladder Racks & Ramps	117
--	-----

Tiltbed Page

CT166 & CT167 – Dropside Kits, Mesh Kits, Manual Pump & Hydraulics	118
TB Range – Dropside Kits, Mesh Kits, Ramps, Skids & Tailboards	119
TB Range – Dedicated Spares	120

Tipper Trailers Page

TT2515, TT3017 & TT3621 – Mesh & Solid Side Kits	121
TT2515, TT3017 & TT3621 – Dropsides, Headboards & Tailboards	122
TT2515, TT3017 & TT3621 – Accessories & Dedicated Spares	123
Hydraulic & Manual Pump Spares	124
Savery Hydraulic Power Pack	125
TT85G, TT105G & TT126G – Dropsides, Mesh Kits & Dedicated Spares	126
SPX Fenner & Fluidlink Pump Spares	127

GX Range Page

GX84 – Chassis & Body Components, Ramp & Skid Installation	128
GX85 & GX105 – Chassis & Body Components, Ramp & Skid Installation	129

GX Range Page

GX106 – Chassis & Body Components, Ramp & Skid Installation	130
GX125HD & GX126 – Chassis & Body Components, Ramp & Skid Installation	131 & 132

GP Range Page

Aluminium Mudguards, Loading Skids, Ramps & Mesh Kits	133
---	-----

GH Range Page

Ramp & Skid Kits, Accessories & Dedicated Spares	134
--	-----

Car Transporter Range Page

CT177 – Drawbar, Coupling Spares, Loading Skids, Hydraulics, Body Components & Winch Mounting	135
CT115 & CT136 – Accessories & Unique Spare Parts	136

Box Van Range Page

Body & Roof Panels & Inspection Door Fittings	137
Rear Ramp, Van Door & Roller Shutter Fittings	138
Inspection Door Kits & Rear Protection Brackets	139

P*b Range Page

Dedicated Kits, Accessories, Body Components, Ramp & Tailboard Spares	140
---	-----

Unbraked Trailer Range Page

PP6e & P7e- Dedicated Kits & Accessories, Body Panels & Spares	141
BV64BV64e & P5 – Dedicated Kits, Accessories & Spares	142
P8e – P8e Dedicated Kits & Accessories, Body Panels & Spares	143

O Range Page

Dedicated Kits & Accessories	144
------------------------------	-----

Canopies Page

Rear Doors, Canopy Accessories & Spares	145
---	-----



MUDGUARD AND REAR LAMP HOUSING

- 1 CP00321 Mudguard Twin Arch Sections. Fits either side.
- 2 CP00322 Mudguard Inner Section. Fits either side.
- 3 CP00324 Front Lamp Enclosure. Right Hand.
- 4 CP00323 Front lamp Enclosure. Left Hand.
- 5 CP00326 Rear Corner Bumper. Right Hand HB403, HB506.
- 6 CP00325 Rear Corner Bumper. Left Hand HB403, HB506.
- 7 CP00328 Rear Corner Bumper. Right Hand HB511.
- 8 CP00327 Rear Corner Bumper. Left Hand HB511.
- 9 CP00392 Rear lamp Bezel.
- 10 F1245PK Mudguard/Bumper Polymate Screws. Pack of 60.

WHEEL ACCESSORIES & SPARES

- 11 KX0835 Wheel Trim. To fit 13" wheels, supplied as a set of 4. Style of trim may vary from illustration.
- 12 F1830PK Wheel Bolts. 4 pack – Standard non locking.
- 13 KX9802 Locking Wheel Bolt Kit. M12 x 1.5 pitch with uniquely coded adapter and spider wheel wrench. Pack 4
- 14 KX0240 Wheel Chocks. 1 Pair. Recommended for use when uncoupling, parking, and in place of the handbrake when storing your trailer for a length of time.
- 15 KX0795 Lockable Spare Wheel Carrier. Now positioned at the rear of the trailer. Enables you to fit a padlock for security.
- 16 P0885/SVR Spare Wheel Cover Silver. Fits the HB403, HB506, HB511, HB401, HB505 & HB510.
- 17 P1256 Wheel Brace. 19mm, for removing wheel bolts and for use with the quick release mechanism on the breast bar receiver eye bolt.



HB511



- 1 WA00343 Breeching Bar. Half width for use with the centre partition.
- 2 KX0820 Full width Breeching Bar. For horses that prefer to travel in a wider stall. Centre partitions are removed and full width breast and breeching bars are fitted.
- 3 C31250 Breast/Breeching Bar Receiver Bracket. Fitted to the side wall of the trailer and to the partition leaves.
- 4 KS304714 Partition Leaf Assembly. (Front) Cream padding includes rubber skirt.
- 5 KS304514 Partition Leaf Assembly. (Rear) Cream padding includes rubber skirt.
- 6 C82544 Partition Skirt.
- 7 C00560 Partition Holding Hook.
- 8 WA00559 Partition Mounting Pole. For the HB511 mk2 (from May 2011 onwards)
- 9 CP00440 Partition Mounting Pole Clevis Pin.
- 10 F1913Z Partition Mounting Pole R Clip.
- 11 CP00441 Partition Mounting Pole Clevis Spring. Includes one accessory tube and all other fittings
- 12 KX0805 Head Partition HB511. Also includes lower accessory tube and fittings.
- 13 P1022 Mini Tie. 135mm Centres (Head Partition).
- 14 P1025 Mini Tie. 225mm Centres (Head partition).
- 15 C00130 Fixing Pin for Head Partition.
- CP00447 Accessory Tube. For fitting head partition to the front panel.
- 16 F1103SVRPK Breast Bar Retaining Washers. (16 pack) silver.
- 17 F0932SVRPK Socket Head Screw. M8 x 35 (16 pack) Silver.
- 18 CP00436 Eye Bolt. M8 x 35mm Enables the release of breast bars safely from outside the trailer. Suits the wheel brace supplied with trailer.
- 19 P1278PK Neoprene Washer. 40mm washer used under the breast/breeching bar retainer washers.
- 20 P1260 Allen Key 5mm.
- 21 F1003ZPK Hexagon Nut M8. (Breast bar receivers – 20 pack).
- 22 F0923ZPK Socket Screw. M8 x 40 Cap Head. Used to secure the breast bar receiver bracket to the centre partition panel. Pack Qty 10.

HB506



- 1 WA00417 Breeching Bar. Half width for use with the centre partition.
- 2 KX0815 Full Width Breeching Bar. For horses that prefer to travel in a wider stall. Centre partitions are removed and full width breast and breeching bars are fitted.
- 3 C31250 Breast/Breeching Bar Receiver Bracket.
- 4 KS304814 Partition Leaf Assembly. (Front) Cream padding includes rubber skirt.
- 5 KS304614 Partition Leaf Assembly. (Rear) Cream padding includes rubber skirt.
- 6 C82543 Partition Skirt.
- 7 C00560 Partition Holding Hook.
- 8 WA00559 Partition Mounting Pole. For the HB506 mk2 (from May 2011 onwards)
- 9 CP00440 Partition Mounting Pole Clevis Pin.
- 10 F1913Z Partition Mounting Pole R Clip.
- 11 CP00441 Partition Mounting Pole Clevis Spring.
- 12 KX0800 Head Partition HB506. Includes two accessory tubes and all other fittings
- 13 P1022 Mini Tie. 135mm Centres (Head Partition).
- 14 P1025 Mini Tie. 225mm Centres (Head partition).
- 15 C00130 Fixing Pin for Head Partition.
- CP00447 Accessory Tube. For fitting head partition to the front panel.
- 16 F1103SVRPK Breast Bar Retaining Washers. (16 pack) silver.
- 17 F0932SVRPK Socket Head Screw M8 x 35. (16 pack) silver.
- 18 CP00436 Eye Bolt. M8 x 35mm enables the release of breast bars safely from outside the trailer. Suits the wheel brace supplied with trailer.
- 19 P1278PK Neoprene Washer 40mm. 40mm washer used under the breast/breeching bar retainer washers. Pack Qty 16.
- 20 P1260 Allen Key 5mm.
- 21 F1003ZPK Hexagon Nut M8. (Breast bar receivers – 20 pack).
- 22 F0923ZPK Socket Screw. M8 x 40 Cap Head. Used to secure the breast bar receiver bracket to the centre partition panel. Pack Qty 10.

HB403

WA00454 Breeching Bar HB403.





SEALS, CAPPING & DRAUGHT EXCLUDERS

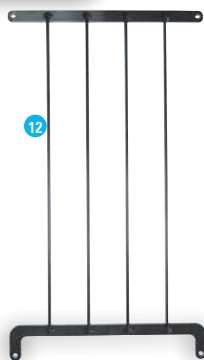
- 1 P1300-1036 Front Upper Door Seal. Silver HB403, HB506. Cut to correct length.
- 2 P1300-1193 Front Upper Door Seal. Silver HB511. Cut to correct length.
- 3 P1311-00688 Rear Door Beading. (vertical) HB403, HB506. Cut to correct length.
- 4 P1311-00703 Rear Door Beading. (vertical) HB511. Cut to correct length.
- 5 P1304-01205 Rear Door Surround Rubber HB403. Cut to correct length.
- 6 P1304-01365 Rear Door Surround Rubber HB506. Cut to correct length.
- 7 P1304-01430 Rear Door Surround Rubber HB511. Cut to correct length.
- 8 P1802 Inspection Door Seal. Per metre.
- 9 ET00078-01200 Pillar Capping. (external-rear). Cut to correct length.
- 10 ET00078-0160 Pillar Capping. (external-front). Cut to correct length.

WINDOWS, VENTS & GLAZING PARTS

- 11 CP00304 Front Window. Fitted to HB506 & HB511.
- 12 KX4325 Front Window Guard Kit. For the HB506 & HB511 mk2. The kit comprises of 1 guard, stiffener and rivets. Distributor supply & fit only.
- KS2278 Fixed Window Kit. (front top door) includes glass and rubber seal.
- 13 CP00281 Safety Glass. (Side Windows).
- 14 P1326 Glazing Rubber. (per metre) Thin panel.
- 15 P1327 Filler Strip. For above (per metre).
- 16 P1800 Glazing Rubber. (per metre) Timber panel.
- P1801 Filler Strip. For above (per metre).
- 17 P1212 Sliding Window.
- 18 P1212B Push Button. For sliding window.
- 19 KX4323 Window Protection Bars. (pair). For use when sliding windows fitted.
- 20 P1202 Roof (Nosecone) Pop-Up Ventilator HB403.
- KX3083 Roof Vent Kit (mk2) HB506 & HB511. This kit includes 2 roof vent hinges, springs, brackets and roof vent lid.
- 21 CP00365 Roof Ventilator Lid HB506, HB511.
- CP00366 Roof Ventilator Hinge HB506, HB511.
- 22 CP00367 Roof Vent Spring LH HB506, HB511.
- CP00368 Roof Vent Spring RH HB506, HB511.
- 23 CP00549 Roof Vent Spring Bracket. Compatible with the HB506 & HB511 mk2.
- 24 CP00370 Roof Vent Spring Retainer HB506, HB511.

KICKBOARD & PADDING

- 25 CP00310 Kickboard. (lower side panel) HB403, HB506.
- 26 CP00311 Kickboard. (lower side panel) HB511.
- 27 CP00308-14 Padding. (side panel) Cream HB403, HB506.
- 28 CP00309-14 Padding. (side panel) Cream HB511.
- 29 CP00312 Padding End Retainer.



9 10



13



17



16



14



18



15



19



20



22



24



23



21



27

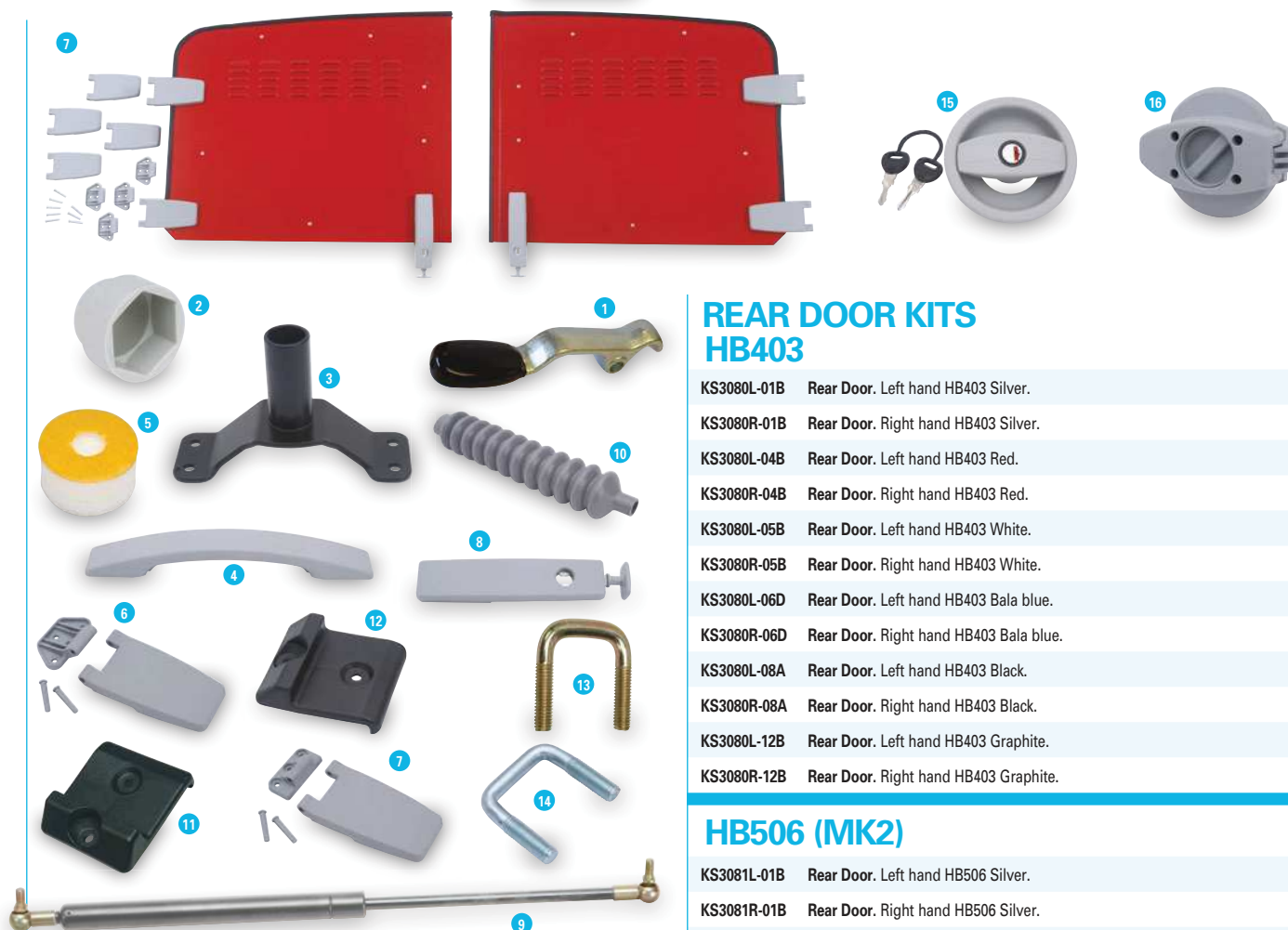
28

26

25



29



RAMP & REAR DOOR SPARES

All rear door kits are supplied with hinges, release toggles and fittings.

1	C31249	Ramp Closure Handle.
2	P00165	Bolt Head Cover. (silver-grey for ramp handle).
3	WA00052	Front Ramp Hinge Assembly.
4	CP00172	Front Body Grab Handle. Nylon moulded pull handle.
	CP00173	Top Door Retainer Pin. Used to secure the front and rear doors in the open position.
5	CP00415	Buffer - Upper Door Retainer. Used with CP00173.
6	WA00157	Upper Door Hinge Assembly. (rear - long offset).
7	WA00158	Upper Door Hinge Assembly. (side - short offset). Also used on the inspection door.
8	WA00166	Upper Door Retainer Release Assembly.
9	P1191	Gas Spring. (Front and rear ramp).
	P1193	Gas Spring. This gas spring will eventually supersede P1191 totally over a period of 9 months starting in September 2016. (The two parts are interchangeable). 2100N
10	P1192	Gas Spring Cover.
11	P1228	Ramp Guide. (Rear ramp - all models).
12	CP00348	Ramp Guide. (front ramp - all models).
13	C00150	Ramp Latch Staple. (Rear ramp - all models).
14	CP00091	Ramp Latch Staple. (front ramp - all models).
	CP00446	Barrel Nut. (Rear Ramp Latch Staple).
15	P1803	Inspection Door Lock. (outer) assembly.
16	WA00460	Inspection Door Latch. (inner) assembly.
	CP00399	Inspection Door Lock Keeper.

REAR DOOR KITS HB403

KS3080L-01B	Rear Door. Left hand HB403 Silver.
KS3080R-01B	Rear Door. Right hand HB403 Silver.
KS3080L-04B	Rear Door. Left hand HB403 Red.
KS3080R-04B	Rear Door. Right hand HB403 Red.
KS3080L-05B	Rear Door. Left hand HB403 White.
KS3080R-05B	Rear Door. Right hand HB403 White.
KS3080L-06D	Rear Door. Left hand HB403 Bala blue.
KS3080R-06D	Rear Door. Right hand HB403 Bala blue.
KS3080L-08A	Rear Door. Left hand HB403 Black.
KS3080R-08A	Rear Door. Right hand HB403 Black.
KS3080L-12B	Rear Door. Left hand HB403 Graphite.
KS3080R-12B	Rear Door. Right hand HB403 Graphite.

HB506 (MK2)

KS3081L-01B	Rear Door. Left hand HB506 Silver.
KS3081R-01B	Rear Door. Right hand HB506 Silver.
KS3081L-04B	Rear Door. Left hand HB506 Red.
KS3081R-04B	Rear Door. Right hand HB506 Red.
KS3081L-05B	Rear Door. Left hand HB506 White.
KS3081R-05B	Rear Door. Right hand HB506 White.
KS3081L-06D	Rear Door. Left hand HB506 Bala blue.
KS3081R-06D	Rear Door. Right hand HB506 Bala blue.
KS3081L-08A	Rear Door. Left hand HB506 Black.
KS3081R-08A	Rear Door. Right hand HB506 Black.
KS3081L-12B	Rear Door. Left hand HB506 Graphite.
KS3081R-12B	Rear Door. Right hand HB506 Graphite.

HB511 (MK2)

KS3082L-01B	Rear Door. Left hand HB511 Silver.
KS3082R-01B	Rear Door. Right hand HB511 Silver.
KS3082L-04B	Rear Door. Left hand HB511 Red.
KS3082R-04B	Rear Door. Right hand HB511 Red.
KS3082L-05B	Rear Door. Left hand HB511 White.
KS3082R-05B	Rear Door. Right hand HB511 White.
KS3082L-06D	Rear Door. Left hand HB511 Bala blue.
KS3082R-06D	Rear Door. Right hand HB511 Bala blue.
KS3082L-08A	Rear Door. Left hand HB511 Black.
KS3082R-08A	Rear Door. Right hand HB511 Black.
KS3082L-12B	Rear Door. Left hand HB511 Graphite.
KS3082R-12B	Rear Door. Right hand HB511 Graphite.

1 FRONT RAMP DOORS

Compatible with the mk1 & mk2 models, these door kits include hinges and fastenings but exclude windows.

HB403 & HB506

KS2276-01B	Front Ramp Door. Left Hand Silver.
KS2274-01B	Front Ramp Door. Right Hand Silver.
KS2276-04B	Front Ramp Door. Left Hand Red.
KS2274-04B	Front Ramp Door. Right Hand Red.
KS2276-05B	Front Ramp Door. Left Hand White.
KS2274-05B	Front Ramp Door. Right Hand White.
KS2276-06D	Front Ramp Door. Left Hand Bala Blue.
KS2274-06D	Front Ramp Door. Right Hand Bala Blue.
KS2276-08A	Front Ramp Door. Left Hand Black.
KS2274-08A	Front Ramp Door. Right Hand Black.
KS2276-12B	Front Ramp Door. Left Hand Graphite.
KS2274-12B	Front Ramp Door. Right Hand Graphite.

HB511

KS2272-01B	Front Ramp Door. Left Hand Silver.
KS2270-01B	Front Ramp Door. Right Hand Silver.
KS2272-04B	Front Ramp Door. Left Hand Red.
KS2270-04B	Front Ramp Door. Right Hand Red.
KS2272-05B	Front Ramp Door. Left Hand White.
KS2270-05B	Front Ramp Door. Right Hand White.
KS2272-06D	Front Ramp Door. Left Hand Bala Blue.
KS2270-06D	Front Ramp Door. Right Hand Bala Blue.
KS2272-08A	Front Ramp Door. Left Hand Black.
KS2270-08A	Front Ramp Door. Right Hand Black.
KS2272-12B	Front Ramp Door. Left Hand Graphite.
KS2270-12B	Front Ramp Door. Right Hand Graphite.

2 INSPECTION DOOR KITS

These kits include hinges and lock mechanism.

KS3071L-01B	Inspection Door Kit. Left hand Silver.
KS3071R-01B	Inspection Door Kit. Right hand Silver.
KS3071L-04B	Inspection Door Kit. Left hand Red.
KS3071R-04B	Inspection Door Kit. Right hand Red.
KS3071L-05B	Inspection Door Kit. Left hand White.
KS3071R-05B	Inspection Door Kit. Right hand White.
KS3071L-06D	Inspection Door Kit. Left hand Bala Blue.
KS3071R-06D	Inspection Door Kit. Right hand Bala Blue.
KS3071L-08A	Inspection Door Kit. Left hand Black.
KS3071R-08A	Inspection Door Kit. Right hand Black.
KS3071L-12B	Inspection Door Kit. Left hand Graphite.
KS3071R-12B	Inspection Door Kit. Right hand Graphite.



**MK2 trailers
manufactured
from May 2011
onwards**



**Front Panel Kits,
Roof Kits, Top
Side Panels, Pillars
and Flooring**

FRONT PANEL KITS

	KS2264-01B	Front Nose panel MK1 to mk2 Conversion Kit. HB506/HB511 Silver.
	KS2264-04B	Front Nose panel MK1 to MK2 Conversion Kit. HB506/HB511 Red.
	KS2264-08A	Front Nose panel MK1 to MK2 Conversion Kit. HB506/HB511 Black.
	KS2264-12B	Front Nose panel MK1 to MK2 Conversion Kit. HB506/HB511 Graphite.
	KS2266-01B	Front Nose Panel Kit MK2. HB506/ HB511. Silver.
	KS2266-04B	Front Nose Panel Kit MK2. HB506/ HB511. Red.
	KS2266-05B	Front Nose Panel Kit MK2. HB506/ HB511. White.
	KS2266-06D	Front Nose Panel Kit MK2. HB506/ HB511. Bala Blue.
	KS2266-08A	Front Nose Panel Kit MK2. HB506/ HB511. Black.
	KS2266-12B	Front Nose Panel Kit MK2. HB506/ HB511. Graphite.
	CP00589	Left hand Bottom Corner Moulding. Fitted at the bottom of the front panel, included within the MK1 to MK2 conversion kits.
	CP00590	Right hand Bottom Corner Moulding. Fitted at the bottom of the front panel, included within the MK1 to MK2 conversion kits.

ROOF KITS

	KS3076	HB506 MK1 Roof Conversion Kit. This kit is required when replacing a roof on a mk1 trailer. Please note that when using this conversion replacement MK2 rear doors are also required (Supplied separately)
	KS3077	HB511 MK1 Roof Conversion Kit. This kit is required when replacing a roof on a mk1 trailer. Please note that when using this conversion replacement MK2 rear doors are also required (Supplied separately)
	KS3078	HB506 MK2 Replacement Roof Kit.
	KS3079	HB511 MK2 Replacement Roof Kit.

TOP SIDE PANELS

These panels are fitted between the roof and side panel

	CP00552-01B	Top Side Panel. Silver HB506 MK2 / HB403.
	CP00552-04B	Top Side Panel. Red HB506 MK2 / HB403.
	CP00552-05B	Top Side Panel. White HB506 MK2 / HB403.
	CP00552-06D	Top Side Panel. Bala Blue HB506 MK2 / HB403.
	CP00552-08A	Top Side Panel. Black HB506 MK2 / HB403.
	CP00552-12B	Top Side Panel. Graphite Grey HB506 MK2 / HB403.
	CP00553-01B	Top Side Panel. Silver HB511 MK2.
	CP00553-04B	Top Side Panel. Red HB511 MK2.
	CP00553-05B	Top Side Panel. White HB511 MK2.
	CP00553-06D	Top Side Panel. Bala Blue HB511 MK2.
	CP00553-08A	Top Side Panel. Black HB511 MK2.
	CP00553-12B	Top Side Panel. Graphite Grey HB511 MK2.

PILLARS

CP01001	Front Pillar. Left Hand. For a trailer with a left hand front ramp.
CP01002	Front Pillar. Right Hand. For a trailer with a right hand front ramp.
CP01003	Front Pillar. Left Hand. For a trailer with a right hand front ramp or a Basic model.
CP01004	Front Pillar. Right Hand. For a trailer with a left hand front ramp or a Basic model.
CP01029	Rear Corner Pillar. Left Hand. Compatible with the standard rear ramp and van door models.
CP01030	Rear Corner Pillar. Right Hand. Compatible with the standard rear ramp and van door models.
CP01031	Middle Pillar. Left hand. For a trailer with a left hand front ramp.
CP01032	Middle Pillar. Right hand. For a trailer with a right hand front ramp.
CP01033	Middle Pillar. Left hand. For a trailer with a right hand front ramp or a Basic model.

EXTRUSIONS

ET00074-01025	Horizontal Joint Cover. HB506. Fitted above the inspection door.
ET00074-01182	Horizontal Joint Cover. HB511. Fitted above the inspection door.

FLOOR & RAMP MATTING



CP00116	Floor Matting. Ribbed rubber mat pre-cut to fit The HB511 mk2.
CP00115	Floor Matting. Ribbed rubber mat pre-cut to fit The HB506 mk2.
CP00223	Floor Matting. Ribbed rubber matting pre-cut to fit HB403 suitable for either right or left hand side front ramp.
CP0000277	Rear Ramp Matting. High grip rubber matting pre-cut to fit HB511
CP00275	Rear Ramp Matting. High grip rubber matting pre-cut to fit HB506
CP00273	Rear Ramp Matting. High grip rubber matting pre-cut to fit HB403
CP00276	Rear Ramp Matting. High grip rubber matting pre-cut to fit HB511
CP00274	Rear Ramp Matting. High grip rubber matting pre-cut to fit HB506 & HB403

ALUMINIUM FLOORS





Suitable for either right or left hand side front ramps

WA00114	Aluminium Floor Kit. Pre formed aluminium floor and finisher strips to fit the HB511 mk2.
WA00113	Aluminium Floor Kit. Pre formed aluminium floor and finisher strips to fit the HB506 mk2.
WA00220	Aluminium Floor Kit. Pre formed aluminium floor and finisher strips to fit HB404
KS27230	Floor Matting Retaining Hardware Set. Set of 4 Staples with fixing hardware.

TACK STORAGE

-  **1 KX01251 Removable Tack Pack silver.** Removable storage unit for the HB505, HB510, HB506 & HB511 series, includes galvanized Saddle rack, removable feed bowl and lockable front fasteners.
- 2 P0448 Tack Pack Wheel.** Replacement wheel for Tack Pack units.
- 3 P0449 Axle.** Replacement axle to fit the Tack Pack unit.
-  **4 KX012414 Door Mounted Tack Pack Cream.** Attached to the grooms door, suitable for the HB403, HB506 & HB511. This neat storage solution is capable of storing two saddles and various tack. Suitable for General Purpose saddles up to 17" (43cm). We advise that you check saddles fit prior to purchase.
- 5 KX01231 Fastening Kit.** (Door mounted Tack Pack) Silver.

ACCESSORIES

- 6 KX0830 Mesh Internal Storage Pouch.** Ideal for storing trailer manuals and other small items such as hair brushes etc. Available for the HB506 & HB511.
- 7 B0230 Digital Trailer Camera.** Includes wireless digital wide angled camera with night vision, 5" LCD monitor, monitor holder and power cables. Powered as standard from the trailer lighting system with the option of purchasing a battery pack for powering with more flexibility. See pages 27 & 28 for full details.
- 8 B0163 Grooms Door Vanity Mirror.** A choice of where it can be positioned within the trailer.
- 9 KX0233 Prop Stand Kit.** Consider prop stands if your horse requires a particularly steady surface to load. Additional support will reassure nervous horses.
-  **10 KX0840 Hay Net Rail Kit.** Compatible with the HB403 & HB506 manufactured after Sept 2012 with a slot above the front ramp as standard. This kit allows for the hay net rail to be fitted to both sides of the trailer and includes a rail for fitting above the inspection door and 2 sets of eyebolts and sliding nuts.
-  **KX0841 Hay Net Rail Kit.** Compatible with the HB511 manufactured after Sept 2012 with a slot above the front ramp as standard. This kit allows for the hay net rail to be fitted to both sides of the trailer and includes a rail for fitting above the inspection door and 2 sets of eyebolts and sliding nuts.
-  **KX0842 Haynet Rail Kit.** Compatible with the HB403 & HB506 manufactured between 2008 and Sept 2012. This kit includes 2 rails and 2 sets of eyebolts and sliding nuts.
-  **KX0843 Haynet Rail Kit.** Compatible with the HB511 manufactured between 2008 and Sept 2012. This kit includes 2 rails and 2 sets of eyebolts and sliding nuts.
- KX0844 Haynet Eyelet Assembly.** This kit is compatible with trailers built after 2012 with a slot above the front ramp as standard and when a hay net is only required on this side. This kit includes 1 eyebolt and 1 sliding nut.
- CP011112 Sliding Rail Nut M8**
- CP01111 M8 x 18 Eyebolt.**

**MK2 trailers manufactured
from May 2011 onwards**



TRAILER COVERS

- 1 B01686L **Trailer Cover HB403 / HB401.** For models with a left hand side inspection door. Blue
 - B01686R **Trailer Cover HB403 / HB401.** For models with a right hand side inspection door. Blue
 - B01696L **Trailer Cover HB506 / HB505.** For models with a left hand side inspection door. Blue
 - B01696R **Trailer Cover HB506 / HB505.** For models with a right hand side inspection door. Blue
 - B01706L **Trailer Cover HB510 / HB511.** For models with a left hand side inspection door. Blue
 - B01706R **Trailer Cover HB510 / HB511.** For models with a right hand side inspection door. Blue
- Trailer Aid.** Used when replacing a flat or punctured tyre. Saves time and energy no need to use a jack. Available in black and yellow.
- 2 B0054 **Black.**
 - B0055 **Yellow.**



HB401, HB505 & HB510 Centre Partition & Breast/Breeching Bars

Ifor Williams
Parts

MODEL SPECIFIC

These silver partitions can also be used to replace the coloured partitions in trailers manufactured since January 1999, both types are fully interchangeable with the head partitions.

HB510



- 1 P1084 **Head Partition.** For HB510.
- 2 C00130 **Pin.** Retainer pin for head partitions (From 1999).
- P1150 **Ring.** 38mm Split ring.
- 3 KS30471 **Partition Leaf.** (Front) Silver padding includes rubber skirt.
- 4 KS30451 **Partition Leaf.** (Rear) Silver padding includes rubber skirt.
- 5 C82544 **Partition Skirt.** HB510 for front or rear use.
- 6 P1021 **Retainer Hook.** Used to hold the centre partition open whilst loading.
- 7 P1022 **Mini Tie.** Soft rubber used on horsebox head partitions or for general holding and tie back. 135mm centres.
- 8 P1025 **Mini Tie.** Longer version. 225mm centres.
- 9 AS7590 **Centre Pillar.** HB510 - the type used from January 1999.
- 10 AS7509 **Fixing Bracket.** HB510 - Fixes the centre partition pole to the trailer roof.
- 11 C11153 **Fixing Bracket.** Used where centre partition pole enters the floor.
- 12 C00077 **Clevis Pin.** Used to secure the centre partition pole to the upper bracket (HB505/510 or TA5 models with horse kit).
- 13 F1913Z **R Clip.** Holds the centre partition clevis securely in place.
- 14 P1110/50SS **Linch Pin.** 1/4 inch diameter linch pin and snap ring with retainer chain fitted (50mm pin). Stainless steel.
- 15 KS27218 **Breast/Breeching Bar.** For HB510 (Black).
- 16 KX01168 **Breast/Breeching Bar Full Length.** For horses that prefer to travel in a wider stall. Centre partitions are removed and full width breast and breeching bars are fitted.
- 17 C31253 **Pin End.** Pin end casting for breast/breeching bars.
- 18 C31252 **Hook End.** Hook end casting for breast/breeching bars.
- 19 C31259 **Pin End (Sliding).** Pin end casting for full width breeching bars.
- 20 C31250 **Receiver Bracket.** Three hole breeching bar receiver bracket.
- 21 F0923ZPK **Socket Screw.** M8 x 40 Cap head. Used to secure the breast bar bracket to the centre partition panel. **Pack 10**
- 22 F1003ZPK **Nut.** M8 Plain hex type. **Pack 20**

- 23 F0932ZPK-01B **Socket Screw Silver.** M8 x 35 button head screw retains the breast / breeching bar receiver bracket from the outside of the trailer. **Pack 16**
- 24 F1103ZPK-01B **Retainer Washer Silver.** This washer sits underneath the socket screw on the outside of the trailer. **Pack 16**
- 25 P1278PK **Neoprene Washer.** 40mm washer used under the breast/breeching bar retainer washers. **Pack 16**
- 26 P1260 **Hex key.** For the Horsebox breast/breeching bar release system on HB401, 505 & 510.

These silver partitions can also be used to replace the coloured partitions in trailers manufactured since January 1999, both types are fully interchangeable with the head partitions.

HB505



- | | | | |
|----|------------|---|---------|
| 1 | P1085 | Head Partition. For HB505. | |
| 2 | C00130 | Pin. Retainer pin for head partitions (From 1999). | |
| | P1150 | Ring. 38mm Split ring. | |
| 3 | KS30481 | Partition Leaf. (Front) Silver padding includes rubber skirt. | |
| 4 | KS30461 | Partition Leaf. (Rear) Silver padding includes rubber skirt. | |
| 5 | C82543 | Partition Skirt. HB505 for front or rear use. | |
| 6 | P1021 | Retainer Hook. Used to hold the centre partition open whilst loading. | |
| 7 | P1022 | Mini Tye. Soft rubber version used on horsebox head partitions or for general holding and tie back applications. (135mm centres) | |
| 8 | P1025 | Mini Tye. Longer version with 225mm centres. | |
| 9 | AS7585 | Centre Pillar. HB505 - the type used since January 1999. | |
| 10 | AS7459 | Fixing Bracket. HB505 - Fixes the centre partition pole to the trailer roof. | |
| 11 | C11153 | Fixing Bracket. Used where centre partition pole enters the floor. | |
| 12 | C00077 | Clevis Pin. Used to secure the centre partition pole to the upper bracket (HB505/510 or TA5 models with horse kit). | |
| 13 | F1913Z | R Clip. Holds the centre partition clevis securely in place. | |
| 14 | P1110/50SS | Linch Pin. 1/4 inch diameter linch pin and snap ring with retainer chain fitted (50mm pin). Stainless steel. | |
| 15 | KS26968 | Breast/Breeching Bar. HB505 plastic covered (Black). | |
| 16 | KX01158 | Breast/Breeching bar full length. For horses that prefer to travel in a wider stall. Centre partitions are removed and full width breast and breeching bars are fitted. | |
| 17 | C31253 | Pin End. Pin end casting for breast/breeching bars. | |
| 18 | C31252 | Hook End. Hook end casting for breast/breeching bars. | |
| 19 | C31259 | Pin End (Sliding). Pin end casting for full width bars. | |
| 20 | C31250 | Receiver Bracket. Three hole cast receiver bracket. | |
| 21 | F0923ZPK | Socket Screw. M8 x 40 Cap head. Used to secure the breast bar bracket to the centre partition panel. | Pack 10 |
| 22 | F1003ZPK | Nut. M8 Plain hex type. | Pack 20 |

- | | | | |
|----|--------------|---|---------|
| 23 | F0932ZPK-01B | Socket Screw Silver. M8 x 35 button head screw retains the breast / breeching bar receiver bracket from the outside of the trailer. | Pack 16 |
| 24 | F1103ZPK-01B | Retainer Washer Silver. This washer sits underneath the socket screw on the outside of the trailer. | Pack 16 |
| 25 | P1278PK | Neoprene Washer. 40mm washer used under the breast/ breeching bar retainer washers. | Pack 16 |
| 26 | P1260 | Hex Key. For the Horsebox breast/breeching bar release system on HB401, 505 & 510. | |
| 27 | KS26858 | Breeching Bar. HB401. | |

HB401, HB505 & HB510

INSPECTION DOOR SPARES

- 1 C10617SS Door Pull. Stainless steel combined antiluce plate and door pull, used on the inspection doors.
- 2 P1004 Antiluce Fastener. Used to secure the inspection door.
- 3 P1072SS Inspection Door Hinge.

FRONT & REAR RAMP SPARES

- 4 AS1683 Hinge Pin. RH front ramp hinge pin.
- 5 AS1684 Hinge Pin. LH front ramp hinge pin.
- 6 C00150 Ramp Handle Staple. Front Ramp
- 7 C00151 Ramp Handle Staple. Rear Ramp.
- C15307 Number Plate Backing Panel.
- 8 C31249 Ramp Closure Handle. Fitted to the front and rear ramps.
- 9 P11190 Pin & Chain. Used to secure the front and rear ramp closure handles.
- 10 P1163 Rear Ramp Spring.
- 11 P1191 Gas Spring. Fitted to assist with the lifting of the front ramp.
- 12 P1192 Protective Bellows.

UPPER DOOR SPARES

- 13 AS0630SS Linch Pin Receiver. Fitted to the side of the trailer to hold the front and rear doors in the open position.
- 14 C11154 Front Door Hinge. Cranked stainless steel hinge fitted to the door above the front ramp.
- 15 C11155 Rear Door Hinge. Stainless steel hinge fitted to the doors above the rear ramp.
- 16 P1110/50SS Linch Pin & Chain. Used to hold the front and rear doors in the open and closed positions.

VENTS & GLAZING

- 17 P1202 Roof Vent. Fitted to the front GRP roof of the HB401, HB403, HB505 & HB510
- 18 P1212 Sliding Window. Fitted to the Classic series.
- 19 P1212/B Sliding Window Push Button.
- 20 P1213 Safety Glass. Fitted to the front panel and the front ramp door on the HB510.

SEALS

- 21 P1304 Rubber Seal. Used as a seal for the front and rear ramps, inspection doors and rear doors. Sold per metre.
- 22 P1311 Beading. Vertical seal for the rear doors and for the rear light brackets. Sold per metre.
- 23 P1326 Glazing Rubber. Used to seal P1213. Sold per metre.
- 24 P1327 Glazing Filler Strip. Used to seal P1213. Sold per metre.





HB505 double horsebox

KICKBOARD PANELS



- 1 **C79015** Kickboard. LH Kickboard for HB510 (1999 on). Can be cut down to fit the HB505
- C79016** Kickboard. RH Kickboard for HB510 (1999 on). Can be cut down to fit the HB505

FLOOR & REAR RAMP MATTING



- 2 **C80814** Floor Matting. Ribbed rubber matting pre cut to fit HB505 (Post 1992).
- C80816** Floor Matting. Ribbed rubber matting pre cut to fit HB510.
- 3 **C890454** Ramp Matting. High grip rubber matting pre cut to fit HB505 Rear ramp 1520mm x 1508mm x 6mm.
- C890455** Ramp Matting. High grip rubber matting pre cut to fit HB510 Rear ramp. 1520mm x 1615mm x 6mm
- 4 **KS27230** Floor Mat Fixing - set of 4. Staples with fixing hardware.




- 5 **C49769** Corner Moulding. 1513mm. Used to secure the rear ramp matting on the HB505. Horizontal.
- C49779** Corner Moulding. 1620mm. Used to secure the rear ramp matting on the HB510. Horizontal.
- C497635** Square Corner Moulding. 1524mm. Used to secure front and rear ramp matting on the HB401, HB505 & HB510. Vertical.

FRONT RAMP MATTING



- 6 **C890451** Ramp Matting. High grip rubber matting pre cut to fit HB401/505 Front ramp 1520mm x 983mm x 6mm.
- C890453** Ramp Matting. High grip rubber matting pre cut to fit HB510 Front ramp 1520mm x 1140mm x 6mm.



ALUMINIUM FLOOR KITS



- 7 **KS0700** Aluminium Floor Kit. Pre formed aluminium floor and finisher strips, to fit HB505 (Pre 1992).
- KS0705** Aluminium Floor Kit. Pre formed aluminium floor and finisher strips, to fit HB401.
- KS0711** Aluminium Floor Kit. Pre formed aluminium floor and finisher strips, to fit HB505 (Post 1992).
- KS0720** Aluminium Floor Kit. Pre formed aluminium floor and finisher strips, to fit HB510.

ALUMINIUM ROOF SHEETS



C49278-SVR	Silver Aluminium Roof Sheet. HB401.
C49275-SVR	Silver Aluminium Roof Sheet. HB505.
C49270-SVR	Silver Aluminium Roof Sheet. HB510.

GRP ROOF PANELS



C72440/SILVER	Silver GRP Roof Panel. HB401.
C72421/SILVER	Silver GRP Roof Panel. HB505.
C72430/SILVER	Silver GRP Roof Panel. HB510

ROOF CHANNELS & COVERS



C19303	Roof Channel. HB505.
C19345	Roof Channel. HB510.
P1322	Roof Channel Cover. White, snap in plastic 6334mm.

FRONT & REAR RAMP PILLARS



C10831	Front Ramp Pillar. HB505/401 Right hand – nearest front of trailer.
C10832	Front Ramp Pillar. HB505/401 left hand – nearest rear of trailer.
C10841	Front Ramp Pillar. HB510 Right hand – nearest front of trailer.
C10842	Front Ramp Pillar. HB510 left hand – nearest rear of trailer.
C10862	Rear Ramp Pillar. HB505/ 401 right hand.
C10863	Rear Ramp Pillar. HB5058 / 401 left hand
C10860	Rear Ramp Pillar. HB510 right hand.
C10861	Rear Ramp Pillar. HB510 left hand.

REAR LIGHT BRACKETS







C11280	Light Bracket. HB401, 505 & 510 right hand.
C11281	Light Bracket. HB401, 505 & 510 left hand.

REAR FOOT PLATES


C11400	Footplate. HB401 & 505 right hand.
C11401	Footplate. HB401 & 505 left hand.
C11403	Footplate. HB510 right hand.
C11404	Footplate. HB510 left hand.
C11407	Footplate. HB401 & 505 Classic right hand.
C11408	Footplate. HB401 & 505 Classic left hand.
C11412	Footplate. HB510 Classic right hand.
C11413	Footplate. HB510 Classic left hand.



















PARTITION KITS


-  **KX0117 Full Width Partition Kit.** HB510XL Simply hang on the mounting rail & clip in place. Silver finish to the partition with a clear plastic skirt.
-  **KX0118 Full Width Partition Kit.** HB610 Simply hang on the mounting rail & clip in place. Silver finish to the partition with a clear plastic skirt.
-  **C11050 Partition Mounting Rail.** 4 fitted per trailer.
-  **P10851 Head Partition Kit.** HB510XL & HB610 Bolts on to any existing full width partition.
-  **KX01301 Centre Partition Kit.** Traditional style "side by side" partition system for carrying two large horses facing forwards in the HB510XL. Supplied with silver padded centre partition panels, Black breast and breeching bars, centre pole and all fittings.
-  **KX01291 Centre Partition Kit.** Traditional style "side by side" partition system for carrying two large horses facing forwards in the HB610. Supplied with silver padded centre partition panels, Black breast and breeching bars, centre pole and all fittings.

OPTIONAL ACCESSORIES





- KX4321 Window guard Kit.** Black powder coated bars (6) & fasteners for HB510XL.
- KX4320 Window Guard Kit.** Black powder coated bars (5) & fasteners for HB610.
-  **KX01168 Breeching Bar.** HB510XL fits across rear ramp aperture (Black).
- KS26858 Breast Bar.** HB610 fits across front ramp aperture (Black).
- KS27258 Breeching Bar.** HB610 fits across rear ramp aperture (Black).

BODY & FLOORING SPARES




- C11280 Rear Light Bracket.** HB510XL, right hand.
- C11281 Rear Light Bracket.** HB510XL, left hand.
- AS2196 Rear Corner Pillar.** HB510XL, right hand.
- AS2197 Rear Corner Pillar.** HB510XL, left hand.
- C12432 Rear Light Mounting Bracket.** HB610, non handed.
- C12430 Rear Corner Pillar.** HB610, right hand.
- C12431 Rear Corner Pillar.** HB610, left hand.
-  **C14697 Outer Roof Sheet.** Right hand HB610.
-  **C14695 Outer Roof Sheet.** Left hand HB610 (Left & Right hand HB510XL).
-  **C14696 Centre Roof Sheet.** HB610.
-  **C14689 Centre Roof Sheet.** HB510XL.
-  **P1202 Roof Vent.**
-  **P1212 Sliding Window.**
-  **P1212/B Push Button.** For the sliding window.
-  **C19353 Roof Channel.** HB610.
-  **C19345 Roof Channel.** HB510XL.
-  **P1322 Roof Channel Cover.**
-  **AS0770 Aluminium Floor.** Multi-planked Aluminium floor assembly to fit HB510XL.
-  **AS0725 Aluminium Floor.** Multi-planked Aluminium floor assembly to fit HB610.
-  **C80848 Rubber Matting.** One piece rubber matting to fit HB510XL (cut to fit HB510XL-10).
-  **C80849L Rubber Matting.** Left side Half matting to fit HB610.
-  **C80849R Rubber Matting.** Left side Half matting to fit HB610.
- KS3004 Rear Doors.** Pair of doors fitted above rear ramp on HB510XL 2.3M Headroom.
- KS3009 Rear Doors.** Pair of doors fitted above rear ramp on HB610 2.3M Headroom.
-  **C72053 GRP Nosecone.** Basic (non-storage) version for HB510XL models.
- **C72049 GRP Nosecone.** Storage nose version for HB510XL models.
- **C72056 GRP Nosecone.** Storage nose version for HB610 models.



BODY & FLOORING SPARES (CONTINUED)

-  **KS0920 Storage Nose Conversion Kit.** Full kit of parts to convert basic HB510XL models to the storage nose system. Includes GRP nosecone, upper front panel, sliding doors, track and all fasteners required.
- C79249-1 Interior Plastic Panel.** Silver 4300mm x 735mm.
-  **C79015 Kickboard.** Right Hand.
- C79016 Kickboard.** Left Hand.
-  **AS7963 Breast Bar Mounting.** HB610.
-  **C11045 Breast Bar Mounting Bracket.** HB610.

RAMP SPARES

-  **AS1683 Front Ramp Hinge.** HB610, right hand.
- AS1684 Front Ramp Hinge.** HB610, left hand.
-  **P1079 Over Centre Ramp Fastener.** Secures the front ramp HB610.
-  **AS7793 Ramp Fastener Receiver.** Secures P1079 on the front ramp HB610.
- C31249 Ramp Fastener Handle.** Secures the rear ramp
- C00150 Ramp Fastener Staple.** Secures the C31249 on the rear ramp .
- C20937 Rear Ramp Hinge.**
- P1246 Ramp Hinge Bush.**
- P1161 Ramp Spring.** Front & rear ramp HB610.
- P1163 Ramp Spring.** Rear ramp HB510XL.
- C04217 Ramp Spring Bracket.** Right hand.
- C04219 Ramp Spring Bracket.** Left hand.

INSPECTION DOOR SPARES

- AS4275 Latch Keep Assembly.**
- C00273 Door Latch Bridge.**
- C70322 Internal Latch Cover.**
-  **P1066 Lockable Paddle Latch.**
- P10725 Inspection Door Hinge.**



GROOMS DOOR FITTINGS

- 1 P1803 Outer Door Latch & Keys. Used on the internal and external entrance doors, storage locker and tack locker.
- 2 P1804 Inner Latch. Used on the internal and external entrance doors, storage locker and tack locker.
- 3 CP02109 Internal Latch Hole Cover.
- 4 P4175 Door Keep. Used with P1803 & P1804 to keep the doors closed.
- 5 P1012F Door Holder - Female.
- 6 P1012M Door Holder - Male.
- 7 P4126 Door Retainer. Holds the entrance door in the open position.
- 8 P4159 Entrance Door Fly Screen.

SIDE STEP & FITTINGS

- 9 KS7711 Side Step Kit. Distributor Supply Only.
- 10 P4032 Compartment Latch. Releases the side step.
- 11 P1385 Anti Slip Pads. Fitted to the side step to give a non slip surface.


LIVING AREA

- 12 KS7716 Cupboard Lock kit. One complete assembly. Fitted to the head lockers, kitchen units and internal storage cupboards.
- P4000 Kitchen Sink
- 13 P4019 Side / Sink Window.
- 14 P4020 Blind & Fly Screen. For the side / sink window.
- P4056 Front Window.
- P4057 Blind & Fly Screen. For the front window.
- CP01807 Bunk Bed Mattress.
- 15 P2100 Bunk Bed Ladder.
- 16 P4090 Bunk Bed Safety Net.
- 17 P4095 Bunk Bed Gas Strut.
- 18 P4142 Roof Light. Clear dome, complete with fly screen and blind.
- 19 P4050 12v Water Pump.
- 20 P4051 Water Pump Strainer.

REAR / HORSE AREA

- CP01626 Rubber Floor Mat. Left hand. For the Eventa L
- CP01627 Rubber Floor Mat. Right hand. For the Eventa L
- CP00836 Rubber Floor Mat. One Piece mat for the Eventa M
- 21 P4160 Rear Body Roof Light. Opaque dome.
- 22 CP01600 Sliding Vertical Window.
- 23 WA01799 Sliding Vertical Window Guard.
- 24 P1212 Sliding Horizontal Window.
- 25 P1212/B Push Button. Replacement button for P1212.
- 26 P4283 Gas Strut. Fitted to the tack locker.
- 27 P4095 Gas Strut. Fitted to the external compartment doors.





CENTRE PARTITION

- 1 CP02224 Eventa Partition PVC Skirt.
- 2 C00049 Sliding Bolt.
- 3 C70102 Guide Bush. For the C00049 sliding bolt.
- 4 C70103 Spring Bolt Housing.
- 5 P1022 Mini Tye.
- 6 P1041 S Hook.
- 7 P1173 Compression Spring.
- 8 P12361 M8 Pin & Knob Assembly.
- 9 CP02260 Partition Pivot Pin.
- 10 CP01784 Partition Pivot Hinge Bush.

REAR RAMP



- CP01663 Rear Ramp Mat – Top.
- CP01664 Rear Ramp Mat – Bottom.
- 11 WA00669 Rear Ramp Hinge.
- 12 CP01652 Ramp Hinge Pivot Washer.
- 13 P1246 Hinge Pivot Bush.
- 14 C00215 Ramp Spring J Bolt.
- 15 P1184 Ramp Spring. Distributor only supply owing to the difficulty in identification
- 16 CP00684 Ramp Catch Hinge Bracket.
- 17 CP01909 Ramp Catch Release Bolt.
- 18 P1167 Ramp Spring. Distributor only supply owing to the difficulty in identification
- 19 P1835 Rubber Ramp Foot.

BODY COMPONENTS



- 20 CP01635 Front Bumper Moulding. Distributor supply only.
- 21 CP01636 Rear Bumper Moulding. Distributor supply only.

ACCESSORIES

- 22 KX7522 Rug Rack. Can be fitted internally to the horse area. Distributor supply only.
- 23 KX7532 Prop Stand Kit. Additional support for loading when uncoupled or for reassuring nervous horses. Distributor supply only.
- 24 KX7533 External Tie Ring Kit. Distributor supply only.
- 25 P4084 Spare Wheel Cover.
- 26 P4145 Feed Bucket.
- B0170M Trailer Cover. Eventa M.
- B0170L Trailer Cover. Eventa L.





RAMP SPARES

C497113	Ramp Plank. TA5G Easyload™ ramp 1365mm.
C497112	Ramp Plank. TA5G Cattle Ramp 1444mm.
C497132	Ramp Plank. TA510G Cattle ramp 1674mm.
C497135	Ramp Plank. TA510G Easyload™ 1595mm.
C497133	Ramp Plank. DP120G Cattle ramp 1690mm.
C49706	Ramp Plank. DP120G Easy load™ 1610mm.
1 C14324	Ramp Closure Handle. Right hand side.
C14325	Ramp Closure Handle. Left hand side.
2 C11968	Receiver. For ramp closure handles.
3 C01690	Ramp Closure Lock Pin.
P1288	Spring. Used with C01690 lock pin.
C04217	Ramp Spring Attachment Bracket. Right hand.
C04219	Ramp Spring Attachment Bracket. Left hand.
4 AS1744	Ramp Pivot. TA5G/TA510G Right hand.
AS1745	Ramp Pivot. TA5G/TA510G Left hand.
5 AS4330	Ramp Hinge Block. DP120G Right hand.
AS4331	Ramp Hinge Block. DP120G Left hand.
6 C20937	Ramp Hinge Tube. Used on the current DP120G models.
7 P1161	Ramp Spring. Used on all current livestock Trailers.
8 P1246	Hinge Pivot Bush.
9 P12361	M8 Pin and Knob Moulded.

REAR CORNER PILLARS

C14370	Right Hand Rear Corner Pillar TA5G/TA510G 6'.
C14371	Left Hand Rear Corner Pillar TA5G/TA510G 6'.
C14372	Right Hand Rear Corner Pillar TA5G/TA510G 7'.
C14373	Left Hand Rear Corner Pillar TA5G/TA510G 7'.
C14328	Right Hand Rear Corner Pillar DP120G.
C14329	Left Hand Rear Corner Pillar DP120G.



ROOF SHEETS

C14701	Roof Sheet. P8G - 2 per trailer.
C14705	Roof Sheet. TA5G 8' - 2 per trailer.
C14706	Roof Sheet. TA5G 10' - 2 per trailer.
C14707	Roof Sheet. TA5G 12' - 2 per trailer.
C14710	Roof Sheet. TA510G 10' - 2 per trailer.
C14711	Roof Sheet. TA510G 12' - 2 per trailer.
C14712	Roof Sheet. TA510G 14' - 2 per trailer.
C14715	Roof Sheet. DP120G 10' - 2 per trailer.
C14716	Roof Sheet. DP120G 12' - 2 per trailer.
C14717	Roof Sheet. DP120G 14' - 2 per trailer.
C14773	Centre Roof Sheet. 7' Headroom 10' long - 1 per trailer.
C14760	Centre Roof Sheet. 7' Headroom 12' long - 1 per trailer.
C14720	Centre Roof Sheet. 7' Headroom 14' long - 1 per trailer.

ROOF CHANNELS

C19322	Roof Channel. P8G 4' Headroom & P6G.
C19323	Roof Channel. P8G 5' Headroom.
C19324	Roof Channel. TA5G 4' Headroom.
C19314	Roof Channel. TA5G 6' Headroom.
C19306	Roof Channel. TA5G 7' Headroom.
C19309	Roof Channel. TA510G 6' Headroom.
C19302	Roof Channel. TA510G 7' Headroom.
C19307	Roof Channel. DP120G.

FRONT PANELS

C49125	P6G/P8G Front Panel. 1 sheet required for a 4' headroom trailer, 1.5 sheets required for a 5' headroom trailer
C49114	TA5G 4' Headroom.
C49113	TA510G 4' Headroom.
C49060	Front Upper Panel. TA5G 6' headroom.
C49070	Front Lower Panel. TA5G 6' & 7' headroom.
C49114	Front Upper Panel. TA5G 7' headroom.
C49061	Front Upper Panel. TA510G 6' headroom.
C49113	Front Upper Panel. TA510G 7' headroom.
C49071	Front Lower Panel. TA510G 6' & 7' headroom.
C49062	Front Upper Panel. DP120G.
C49072	Front Lower Panel. DP120G.

SIDE PANELS

C44774	Side Panel. 6' (1879.5mm).
C44776	Side Panel. 8' (2495.5mm).
C44780	Side Panel. 10' (3111.5mm).
C44784	Side Panel. 12' (3727.5mm).
C44788	Side Panel. 14' (4343mm).

INSPECTION DOORS

KS2223	Inspection Door. TA5G 4' headroom.
KS2220	Inspection Door Set. Upper & lower TA5G & TA510G.
KS2221	Inspection Door. Upper TA5G & TA510G.
KS2222	Inspection Door. Lower TA5G & TA510G.
KS2225	Inspection Door Set. Upper & Lower DP120G.

DRAWBARS

AS0659	Drawbar Kit. For the DP120S Sealed floor
AS7237	Drawbar Kit. For the DP120G (pre sealed floor)



VENTS, TIE POINTS & LIFTING HANDLES

1 C48990	Aluminium Vent. Used on all current livestock trailers except for 4' headroom models.
2 C89200	Rubber Hinge. Used as pivot for current vents.
3 P1245PK	Deck Cleat. Fitted to the side panels of current livestock trailers to secure vents in the open position. Sold in packs of 10.
C75373	Shoot Bolt. Used on current vents to secure in the closed position.
C75374	Shoot Bolt Spring. Used on current vents to secure in the closed position.
C49119	Aluminium Vent. Used on the current 4' headroom TA5G & TA510G.
4 P1226	Turn Button. Used with the current C49119 vents and on all standard livestock trailers pre 1997.
5 P1230	Vent Hinge. Used with the current C49119 vents and on all standard livestock trailers pre 1997.
6 AS0611	Tie Ring. Solid galvanized steel ring welded to a back plate.
7 C05871	Lifting Handle. Fitted to the DP120 container body to facilitate removal.
C89021	Front Flap Rubber Hinge. Acts as the hinge for the front fold down flap option on the livestock range.

BODY RAILS

Cross Division Receiver Rails

Galvanised steel slotted channel, waist height on left hand body side.



C12018 6' long for 8' body.

C12019 8' long for 10' body.

C12020 10' long for 12' body.

C12021 12' long for 14' body.

Cross Division Base Rails

Galvanised steel slotted rail just above floor on right hand body side.



C14165 8' long for 8' body.

C14166 10' long for 10' body.

C14167 12' long for 12' body.

C14168 14' long for 14' body.

Roof Rail - Left Hand

Galvanised steel section with oval holes, fitted in top left hand corner of body.



C14140 6' long for 8' body.

C14141 8' long for 10' body.

C14142 10' long for 12' body.

C14175 12' long for 14' body.

Roof Rail - Right Hand

Galvanised steel section with round holes, fitted in top right hand corner of body.



C14170 8' long for 8' body.

C14171 10' long for 10' body.

C14172 12' long for 12' body.

C14174 14' long for 14' body.

Roof/Vent Rails

Aluminium extrusion at the base of the roof sheet and forming the top edge of the roof vent.



C48899 6' long for P6 bodies.

C48900 8' long for P8 & TA5G 8'.

C48901 10' long for 10' body.

C48902 12' long for 12' body.

C48903 14' long for 14' body.

Panel Top & Vent Blocker Rails

Aluminium extrusion fitted to the top edge of both upper and lower side panels. Also used to block lower vents when vent flaps are not secured by shoot bolts.



C48920 6' long for 8' body Left Hand.

C48921 8' long for 10' body Left Hand and 8' body Right Hand.

C48922 10' long for 12' body Left Hand 10' body Right Hand.

C48923 12' long for 14' body Left Hand and 12' body Right Hand.

C48924 14' for 14' body Right Hand.

Panel Bottom Rails

Aluminium extrusion fitted to the lower edge of the upper side panels.



C48940 6' long for 8' body Left Hand.

C48941 8' long for 10' body Left Hand and 8' body Right Hand.

C48942 10' long for 12' body Left Hand 10' body Right Hand.

C48943 12' long for 14' body Left Hand and 12' body Right Hand.

C48944 14' for 14' body Right Hand.

Vent Gap Blocker Kits

This kit contains one left hand (short) and one right hand (long) rail plus fittings. These can be used to block upper vent gaps (where vent rails were never fitted) or lower vent gaps where the vents are held closed by shoot bolts but the user prefers the previously fitted blocker rails. Please note that one kit will only block the upper or lower vents. Two kits would be required to block the upper and lower vents.

KX2100/C Vent Gap Reducer kit. For 8' Cattle Trailers.

KX2100/D Vent Gap Reducer kit. For 8' Trailers with sheep decks.

KX2101/C Vent Gap Reducer kit. For 10' Cattle Trailers.

KX2101/D Vent Gap Reducer kit. For 10' Trailers with sheep decks.

KX2102/C Vent Gap Reducer kit. For 12' Cattle Trailers.

KX2102/D Vent Gap Reducer kit. For 12' Trailers with sheep decks.

KX2103/C Vent Gap Reducer kit. For 14' Cattle Trailers.

KX2103/D Vent Gap Reducer kit. For 14' Trailers with sheep decks.

Front Panel Cross-Members

Galvanised steel cross-members fitted inside the front panels as described below:

C19338 P6G/P8G.

C19337 TA5G. Top and middle positions (2 per trailer).

C24203 TA5G. Lower position.

C19335 TA510G. Top and middle positions (2 per trailer).

C24204 TA510G. Lower position.

C19332 DP120G. Top and middle positions (2 per trailer).

C24205 DP120G. Lower position.

Lighting Plates and Number Plate Panels

1 C11956 Number Plate Panel. Fitted to the TA5G & TA510G.

2 C11957 Number Plate Backing Panel. Fitted to the TA5G & TA510G.

3 C12032 Skid and Tank Support. RH fitted to the DP120.

C12033 Skid and Tank Support. LH fitted to the DP120.

4 C12034 Number Plate & Skid Retainer. Fitted to the DP120.

5 C12035 Rear Lighting Plate. Fitted to the DP120.

Foot-Plates

Galvanised steel pressings fitted to the TA5G & TA510G immediately behind the wheels.

C14151 8' Right Hand.

C14152 8' Left Hand.

C14153 10' Right Hand.

C14154 10' Left Hand.

C14155 12' Right Hand. Twin axle.

C14156 12' Left Hand. Twin axle.

C14149 12' Right Hand. Tri-axle.

C14150 12' Left Hand. Tri-axle.

C14157 14' Right Hand. Twin axle.

C14158 14' Left Hand. Twin axle.

C14159 14' Right Hand. Tri-axle.

C14160 14' Left Hand. Tri-axle.

1



4



2



3











5





TA510 12' long 7' headroom with KX1086 horse partition fitted

	KX0180	Centre Partition Kit. Horsebox style centre partition kit with all fittings, fits a TA5G 7'headroom 10'long with decks.
	KX0181	Centre Partition Kit. Horsebox style centre partition kit with all fittings, fits a TA5G 7'headroom 10' long without decks.
	KX0179	Centre Partition Kit. Horsebox style centre partition kit with all fittings, fits a TA5G 7'headroom 12' & 14' with decks.
	KX0183	Centre Partition Kit. Horsebox style centre partition kit with all fittings, fits a TA5G 7'headroom 12' without decks.
	KX0185	Centre Partition Kit. Horsebox style centre partition kit with all fittings, fits a TA510G 7'headroom 10'long with decks.
	KX0186	Centre Partition Kit. Horsebox style centre partition kit with all fittings, fits a TA510G 7'headroom 10' long without decks.
	KX0184	Centre Partition Kit. Horsebox style centre partition kit with all fittings, fits a TA510G 7'headroom 12' & 14' with decks.
	KX0187	Centre Partition Kit. Horsebox style centre partition kit with all fittings, fits a TA510G 7'headroom 12' without decks.

AS7459	Fixing Bracket. Fixes the centre partition pole to the trailer roof. 12' Trailers.
AS7509	Fixing Bracket. Fixes the centre pole to the trailer roof. 10' Trailers.
C00077	Clevis Pin. Used to secure the centre partition pole to the upper bracket (HB505/510 or TA5 models with horse kit).
F1913Z	R Clip. Holds the centre partition clevis securely in place.
C31250	Receiver Bracket. Three hole breeching bar receiver bracket.
AS4373	Fixing Plate. Floor receiver for the centre pole, suitable for use on the sealed floor trailer.
AS7588	Centre Partition Pole. Compatible with the sealed floor trailers.

When transporting livestock, full use should be made of partitions to ensure that the animals are not thrown about by the motion of the vehicle. This is one of the provisions of the Transit of Animals Regulations, and it is most important for the safe towing of the trailer.

CATTLE CROSS DIVISIONS

Compatible with sealed floor trailers manufactured after June 2005

KX4765	TA5G 6' Headroom.
KX4765/7	TA5G 7' Headroom.
KX4766	TA510G 6' Headroom.
KX4766/7	TA510G 7' Headroom.
KX4767	DP120S.

SINGLE HEIGHT TRAILER CROSS DIVISIONS

KX4760	TA5G 4' Headroom.
KX4846	P6e. Fits the Livestock variant only.
KX4874	P6/P8G.
KX4874/5	P8G 5' Headroom.
KX8656	Q5.
1 KX8657	Q6, Q7 Series.

SMALL CROSS DIVISIONS

Compatible with sealed floor trailers manufactured after June 2005.


2 KX4750	TA5G 6' headroom Upper Cross Division.
KX4750/7	TA5G 7' headroom Upper Cross Division.
3 KX4751	TA5G Lower Cross Division.
KX4752	TA510G 6' headroom Upper Cross Division.
KX4752/7	TA510G 7' headroom Upper Cross Division.
KX4753	TA510G Lower Cross Division.
KX4754	DP120G Upper Cross Division.
KX4755	DP120G Lower Cross Division.



CROSS DIVISION COMPONENTS

- 1 AS5870 **Spring Bolt.** Fitted to the large cross divisions and the wooden P6e partition.
- 2 C02005 **Cross Division Storage Retaining Pin.**
- 3 C12006 **Cross Division Storage Pin Back Plate.** Fitted with C02005 to the centre of the front panel to hold a stowed cross division.
- 4 C12005 **Cross Division Storage Lower Support Bracket.** Fitted to the bottom of front panel to support a stowed cross division.
- 5 P1110/LS **Cross Division Storage Retaining Pin.**
- 6 C04205 **Spring Bolt Shaft.** Used on the small cross divisions.
- 7 C12001 **Slam Latch.** Fitted to the lower cross division.
- 8 P1287 **Spring.** Used with the C12001 slam latch.
- 9 C12009 **Sliding Catch.** Fits all current cattle cross divisions up to mid 2016.
- 10 P12871A **Reverse Spring.** Used with the C12009 sliding catch.
- 11 AS2027 **Large Cross Division Main Latch Assembly.** Fitted from mid 2016. Can also be retro fitted to cattle cross divisions manufactured after June 2005 with the addition of items 12 & 13.
- 12 C12002 **Bracket.** For use with C71975. Fitted from mid 2016 to the large cross divisions and to be introduced to small upper cross divisions.
- 13 C17095 **C71975 Cross Division Nylon Guide.** Fitted from mid 2016 to the large cross divisions and to be introduced to small upper cross divisions.
- 14 P1171 **Compression Spring.** Contained within the AS2027 latch.
- 15 P1284 **Compression Spring.** Used on the small upper cross divisions.
- 16 KS4183 **Cross Division Pivot Bracket.** Fitted to the cattle and lower cross divisions TA5G & TA510G.
- 17 KS4184 **Cross Division Pivot Bracket.** Fitted to the cattle and lower cross divisions DP120G.
- 18 P1015 **Door Stop Rubber.** Fitted to the large & upper cross divisions.
- 19 P1022 **Mini Tie.** Fitted to the large & upper cross divisions.
- 20 P1041 **S Hook.** Fitted to the large & upper cross divisions.
- 21 P12361 **M8 Pin and Knob Moulded.** Fitted to the upper cross divisions and AS2027 latches.
- 22 C498031-01705 **Aluminium Extrusion Vertical channel 1705mm.** Fits the KX4765 & KX4766 cattle cross divisions.
- 23 C498031-02005 **Aluminium Extrusion Vertical channel 2005mm.** Fits the KX4765/7 & KX4766/7 cattle cross divisions.
- 24 C498031-01725 **Aluminium Extrusion Vertical channel 1725mm.** Fits the KX4767 cattle cross divisions.





SHEEP DECK AND REAR BARRIER COMPONENTS

- 1 AS1963 **Deck Barrier Slider Assembly.** Fitted to the front deck brace for stability when the decks are deployed, can also be used for securing lower cross divisions with the deck braces with out the use of decks.
- 2 AS1970 **Drop Leaf Pivot.** Right hand.
AS1971 **Drop Leaf Pivot.** Left hand.
- 3 AS1975 **Drop Leaf Support Leg.** Right hand.
AS1976 **Drop Leaf Support Leg.** Left hand.
- 4 AS4192 **Deck Retainer.** Holds the folded deck in the raised position.
- 5 C01980 **Spring Bolt End Male.** Makes up the spring bolt on the drop leaf pivot.
- 6 C01982 **Spring Bolt End Female.** Makes up the spring bolt on the drop leaf pivot.
- 7 C01983 **Spring Thrust Washer.** Makes up the spring bolt on the drop leaf pivot.
- 8 C12230 **Drop Leaf Support.** Right hand.
C12231 **Drop Leaf Support.** Left hand.
C12240 **Deck Cross Brace.** TA5G.
C12241 **Deck Cross Brace.** TA510G.
C12242 **Deck Cross Brace.** DP120G.
- 9 C14193 **Deck Retaining Catch.**
- 10 C14542 **Deck Support Bracket.**
- 11 C44934 **Treadplate Deck Hinge.**
- 12 C74217 **Drop Leaf Deck Inner Bush.**
- 13 C74218 **Drop Leaf Deck Outer Bush.**
- 14 C74219 **Drop Leaf Slide Bush.**
- 15 C74419 **Deck Pivot Bush.**
- 16 KS3210 **Rear Barrier Retrofit Kit.** Enables the older version of rear barrier to be converted to the latest system.
- P0498 **Galvanized Wire Rope.** Fitted to the rear barrier, sold per metre.
- 17 P10151 **Top Hat Buffer.**
- 18 P1012S **Door Holder.** Fitted to the rear barrier.
- 19 P1074 **Butt Hinge.** Used to hinge the front deck.
- 20 P1075 **Double Knuckle Deck Hinge.**
- 21 P1178 **Compression Spring.** Used within the rear barrier mechanism.
- 22 P1188 **Gas Spring.**
- 23 P1245 **Deck Cleat.**
















	Model	Fixed deck system (up to Feb 2007)	Tilting deck system (Feb 2007 – early 2010)	Easy lift Tilting deck system (Early 2010 – present)
1	TA5G	AS1860	AS1960	AS1960-NB
	TA510G	AS1861	AS1961	AS1961-NB
	DP	AS1862	AS1962	AS1962-NB
	C44190	Drop Leaf Rear Deck. TA5G used with the tilting deck system (Feb 2007 onwards) Final removable deck section.		
2	C44191	Drop Leaf Rear Deck. TA510G used with the tilting deck system (Feb 2007 onwards) Final removable deck section		
	C44192	Drop Leaf Rear Deck. DP used with the tilting deck system (Feb 2007 onwards) Final removable deck section		

Livestock Ramp Gates, Extensions and Back Rails

Ifor Williams
Parts

MODEL SPECIFIC

1	C04207	Ramp Gate Spigot. Used to secure the pivoting side of the ramp gate to the floor.
2	C14209	Ramp Gate Extension locating Bracket.
	C14343	Back Rail Antiluce plate.
	C14737	Ramp Gate Bracket. Right hand, Secures the ramp gates within the P*e, P*G & Q series.
	C14738	Ramp Gate Bracket. Left hand, Secures the ramp gates within the P*e, P*G & Q series.
	C14732	Ramp Gate Catch. Secures the ramp gates when in the closed position.
3	C24220	Retaining Pin. Used with the ramp gates and ramp gate extensions.
4	C49930	Ramp Gate Pivot Hinge.
5	C75363	Capping Insert.
	KS0046	Ramp Gate Kit. 1 pair, fits the P*e, P*G & Q series.
	KS2991	Ramp Gate Kit. 1 pair, Fits the TA5G.
	KS29911	Ramp Gate. Right hand, Fits the TA5G.
	KS29912	Ramp Gate. Left hand, Fits the TA5G.
	KS2993	Ramp Gate Kit. 1 pair, Fits the TA510G.
	KS29931	Ramp Gate. Right hand, Fits the TA510G.
	KS29932	Ramp Gate. Left hand, Fits the TA510G.
	KS2995	Ramp Gate Kit. 1 pair, Fits the DP120G.
	KS29951	Ramp Gate. Right hand, Fits the DP120G.
	KS29952	Ramp Gate. Left hand, Fits the DP120G.
	KX8644	Ramp Gate Kit. Fits the Q range.
	C497930	Ramp Gate Plank. 1340mm, fits the TA5G ramp gates.
	C497950	Ramp Gate Plank. 1583mm, fits the TA510G ramp gates.
	C497954	Ramp Gate Plank. 1605mm, fits the DP120G ramp gates.



C49933-01485	Ramp Gate Channel. 1485mm, fits the TA5G & TA510G ramp gates.
C499446	Ramp Gate Channel. 1480mm, fits the DP120G ramp gates.
KX4890	Ramp Gate Extension. 2' wide, fits the TA5G & TA510G.
KX4891	Ramp Gate Extension. 4' wide, fits the DP120G.
AS3040	Back Rail. Fits the P6e & P7e.
KS2970	Back Rail. Single, fits the TA5G 6' low ramp.
KS2971	Back Rail. Triple, fits the TA5G 7' low ramp and deck series.
KS2974	Back Rail. Single, fits the TA510G 6' low ramp.
KS2975	Back Rail. Triple, fits the TA510G 7' low ramp.
KS2979	Back Rail. Fits the P*G 5'.












8 KX4950 DP Container Removal Kit. Includes 4 adjustable legs, adjustment tool, fittings & guide to remove and refit the DP container. For fitting to Tri-axle trailers please contact our technical department for guidance prior to purchase.











- | | | |
|----------|---------------|---|
| 1 | AS1711 | Sump Tank Drain Cover Assembly. |
| 2 | AS1712 | Sump Tank Drain Point Assembly. |
| 3 | C12032 | Skid & Sump Tank Support. Right hand, fits the DP120S. |
| | C12033 | Skid & Sump Tank Support. Left hand, fits the DP120S. |
| | C12064 | Sump Tank Floor Dam. TA510G. |
| 4 | C12065 | Sump Tank Floor Dam. TA5G. |
| 5 | KS4925 | Sump Tank Screw Cap & Chain. |
| | P09400 | Galvanized Strap. Secures the sump tanks, sold per metre. |
| 6 | KX4905 | Sump Tank Kit. TA5G 8' Includes plastic tank with two screw off caps, two drain points, rear dam and all fittings. This kit is a dealer fit only. |
| 6 | KX4900 | Sump Tank Kit. TA5G 10' & 12' Includes plastic tank with two screw off caps, two drain points, rear dam and all fittings. This kit is a dealer fit only. |
| 6 | KX4920 | Sump Tank Kit. DP120S Includes plastic tank with two screw off caps, two drain points and all fittings. This kit is a dealer fit only. |
| 7 | KX2160 | GRP Wind Deflector (Fixed). TA5G 6' & 7', the kit includes all fittings. |
| | KX2162 | GRP Wind Deflector (Fixed). TA510G 6', the kit includes all fittings. |
| | KX2163 | GRP Wind Deflector (Fixed). TA510G 7', the kit includes all fittings. |
| | KX2164 | GRP Wind Deflector (Fixed). DP120G, the kit includes all fittings. |




TAILBOARDS & FITTINGS

	KS3109	Tailboard. GD4.
	KS3108	Tailboard. GD5.
	KS3110	Tailboard. GD6.
	AS0558	Hinge Tube. Fitted to the Tailboard and Ramp combinations.
	AS3140	Hinge Block Complete. Right hand, fitted to the tailboard and ramp combinations.
	AS3141	Hinge Block Complete. Left hand, fitted to the tailboard and ramp combinations.
	AS5870	Spring Bolt.
	C15300	Number Plate Panel. For the Tailboard.
	P1246	Hinge Pivot Bush. Fitted to the tailboard and ramp combinations.











RAMPS & FITTINGS

	KS3100	Ramp. GD4.
	KS3101	Ramp. GD5
	KX1501	Ramp. GD6.
	C15297	Number Plate Panel. For the Ramp.
	C30709	Ramp Fastener Handle. M14.
	P10885	Eye Bolt. M14.
	P1189	Gas Spring.
	P1192	Protective bellows.
	AS0598	Lower Gas Strut Bracket.
	C10640	Upper Gas Strut Bracket.







LADDER RACKS

	AS3120	Ladder Rack. GD4 - open framed design.
	AS3121	Ladder Rack. GD5 - open framed design.
	AS3142	Ladder Rack. GD6 - open framed design.















BODY PANELS, LIGHT BRACKETS & PILLARS

	C12101	Front Panel GD4.
	C12100	Front Panel GD5.
	C12095	Front Panel GD6.
	C12108	Right Hand Side Panel GD6.
	C12109	Left Hand Side Panel GD64.
	C12110	Right Hand Side Panel GD84/85.
	C12111	Left Hand Side Panel GD84/85.
	C12112	Right Hand Side Panel GD105/106.
	C12113	Left Hand Side Panel GD105/106.
	C12114	Right Hand Side Panel GD125/126.
	C12115	Left Hand Side Panel GD125/126.
	C14992	Vertical Channel. For Side Panel.
	AS3112	Rear Pillar. Right hand GD.
	AS3113	Rear Pillar. Left hand GD.
	AS3114	Light Bracket. Right hand GD.
	AS3115	Light Bracket. Left hand GD.


























MESH SIDE COMPONENTS

	AS3128	Mesh Side Panel. GD64 Right hand.
	AS3129	Mesh Side Panel. GD64 Left hand.
	AS3130	Mesh Side Panel. GD84/85 Right hand.
	AS3131	Mesh Side Panel. GD84/85 Left hand.
	AS3132	Mesh Side Panel. GD105/106 Right hand.
	AS3133	Mesh Side Panel. GD105/106 Left hand.
	AS3134	Mesh Side Panel. GD125/126 Right hand.
	AS3135	Mesh Side Panel. GD125/126 Left hand.
	AS3122	Ladder Rack. GD4'series - incorporating mesh panel.
	AS3123	Ladder Rack. GD5'series - incorporating mesh panel.
	AS3143	Ladder Rack. GD6'series - incorporating mesh panel.
	AS3124	Mesh Rear Panel. GD4 Series, used with mesh sides, the rear panel fits over the tailboard.
	AS3125	Mesh Rear Panel. GD5 Series, used with mesh sides, the rear panel fits over the tailboard.
	AS3126	Mesh Rear Panel. GD6 Series, used with mesh sides, the rear panel fits over the tailboard.
	C12105	Mesh Side Support. Right hand.
	C12106	Mesh Side Support. Left hand.

MESH SIDE KITS

	KX8000A	Mesh Side Kit. GD64 tailboard.
	KX8000	Mesh Side Kit. GD64 ramp.
	KX8002A	Mesh Side Kit. GD84 tailboard.
	KX8002	Mesh Side Kit. GD84 ramp.
	KX8003A	Mesh Side Kit. GD85 tailboard.
	KX8003	Mesh Side Kit. GD85 ramp.
	KX8004A	Mesh Side Kit. GD105 tailboard.
	KX8004	Mesh Side Kit. GD105 ramp.
	KX8006A	Mesh Side Kit. GD125 tailboard.
	KX8006	Mesh Side Kit. GD125 ramp.
	KX8008A	Mesh Side Kit. GD106 tailboard.
	KX8008	Mesh Side Kit. GD106 ramp.
	KX8009A	Mesh Side Kit. GD126 tailboard.
	KX8009	Mesh Side Kit. GD126 ramp.











DROPSIDE KITS

	KX1000	Dropside Kit LT/LM85G. Contains headboard, dropsides, tailboard, pillars and all fittings.
	KX1005	Dropside Kit LT/LM85G Ramp version. Contains headboard, dropsides and all fittings.
	KX1010	Dropside Kit LT/LM105G. Contains headboard, dropsides, tailboard, pillars and all fittings.
	KX1015	Dropside Kit LT/LM105G Ramp version. Contains headboard, dropsides, pillars and all fittings.
	KX1020	Dropside Kit LT/LM125G. Contains headboard, dropsides, tailboard, pillars and all fittings.
	KX1025	Dropside Kit LT/LM125G Ramp version. Contains headboard, dropsides, pillars and all fittings.
	KX1040	Dropside Kit LT/LM106G. Contains headboard, dropsides, tailboard, pillars and all fittings.
	KX1045	Dropside Kit LT/LM106G Ramp version. Contains headboard, dropsides, pillars and all fittings.
	KX1050	Dropside Kit LT/LM126G. Contains headboard, dropsides, tailboard, pillars and all fittings.
	KX1055	Dropside Kit LT/LM126G Ramp version. Contains headboard, dropsides, pillars and all fittings.
	KX1060	Dropside Kit LT/LM146G. Contains headboard, dropsides, tailboard, pillars and all fittings.
	KX1065	Dropside Kit LT/LM146G Ramp version. Contains headboard, dropsides, pillars and all fittings.
	KX1070	Dropside Kit LM166G. Contains headboard, dropsides, tailboard, pillars and all fittings.
	KX1072	Dropside Kit LM166G Ramp version. Contains headboard, dropsides, pillars and all fittings.
	KX1081	Dropside Kit LM186G. Contains headboard, dropsides, tailboard, pillars and all fittings.
	KX1085	Dropside Kit LM186G Ramp version. Contains headboard, dropsides, pillars and all fittings.
	KX1050/76	Dropside Kit LM127G. Contains headboard, dropsides, tailboard, pillars and all fittings.
	KX1055/76	Dropside Kit LM127G Ramp version. Contains headboard, dropsides, pillars and all fittings.
	KX1060/76	Dropside Kit LM147G. Contains headboard, dropsides, tailboard, pillars and all fittings.
	KX1065/76	Dropside Kit LM147G Ramp version. Contains headboard, dropsides, pillars and all fittings.
	KX1070/76	Dropside Kit LM167G. Contains headboard, dropsides, tailboard, pillars and all fittings.
	KX1073	Dropside Kit LM167G Ramp version. Contains headboard, dropsides, pillars and all fittings.
	KX1081/76	Dropside Kit LM187G. Contains headboard, dropsides, tailboard, pillars and all fittings.
	KX1085/76	Dropside Kit LM187G Ramp version. Contains headboard, dropsides, pillars and all fittings.
	KX1086	Dropside Kit LM208.



**Dropside
Kits &
Components**

INDIVIDUAL DROPSIDES

	AS2270	Dropside. LT/LM85G Right hand.
	AS2271	Dropside. LT/LM85G Left hand.
	AS2250	Dropside. LT/LM 10' Right hand.
	AS2251	Dropside. LT/LM 10' Left hand.
	AS2255	Dropside. LT/LM 12' Right hand.
	AS2256	Dropside. LT/LM 12' Left hand.
	AS2260	Dropside. LT/LM 14' Right hand.
	AS2261	Dropside. LT/LM 14' Left hand.
	AS2265	Dropside. LT/LM 16' Right hand.
	AS2266	Dropside. LT/LM 16' Left hand.

DROPSIDE FITTINGS

1	AS5190	Dropside Hinge. Right hand hinge on the right hand side panel.
	AS5191	Dropside Hinge. Left hand hinge on the right hand side panel.
	AS5195	Dropside Hinge. Centre hinge on the right hand side panel.
2	AS5192	Dropside Hinge. Right hand hinge on the left hand side panel.
	AS5193	Dropside Hinge. Left hand hinge on the left hand side panel.
3	AS5194	Dropside Hinge. Centre hinge on the left hand side panel.
	AS5262	Centre Pillar.
	AS5263	Right Hand Rear Pillar.
	AS5264	Left Hand Rear Pillar.



LM146 with KX1060 dropside kit fitted